MINUTES OF SPECIAL MEETING OF
THE BOARD OF TRUSTEES OF
DOUGLAS COUNTY LAKE TAHOE SEWER AUTHORITY
FEBRUARY 3, 2021

CALL TO ORDER:

A Meeting of the Board of Trustees of the Douglas County Lake Tahoe Sewer Authority (DCLTSA) was duly convened at 9:30 a.m. on Wednesday, February 3, 2021 at the Wastewater Treatment Plant, Stateline, Douglas County, Nevada.

ROLL CALL:

Present was Trustee Mike Bradford with Trustee Richard Gardner joining the meeting approximately five minutes after the meeting was called to order. Additionally, Trustees Darya Vogt, Chuck Fagen and Wes Rice were present via audio and video internet connection by which everyone at the meeting could hear one another.

RECOGNITION OF OTHERS IN ATTENDANCE:

In attendance in person were Authority Manager Rob Hopkins, Authority Controller Paula East-Janicki, Authority Accountant, Ying Johnson and Eric Heffernan. Participating via audio and video internet connection by which everyone at the meeting could hear one another were Bob Cook, Authority Engineer Rob Anderson, and the Authority's legal counsel, Jim Cavilia.

Also, in attendance by audio connection was Jim Morris of HDR.

PUBLIC COMMENT:

None.

APPROVAL OF AGENDA:

It was moved by Trustee Vogt, seconded by Trustee Rice and carried unanimously, 4-0 (Trustee Gardner had not yet arrived at the meeting), that the agenda be approved and adopted as presented.

MINUTES OF PRIOR MEETING:

It was moved by Trustee Rice, seconded by Trustee Fagen and carried unanimously, 4-0 (Trustee Gardner had not yet arrived at the meeting), that the minutes of the Meeting of the Board of Trustees of DCLTSA, dated December 2, 2020 be approved.

Discussion and Possible Execution of a Construction Management at Risk Guaranteed Maximum Price Contract with K.G. Walters Construction Co. for Phase 3 of the Treatment Plant Upgrades Project in the Amount of $3,170,161.

Authority Manager, Rob Hopkins presented the Board with the proposed contract and briefly explained the work to be completed, including the installation of various new equipment at the plant. Mr. Hopkins explained that a great deal of work went into refining the project to ensure that the total cost of the plant upgrades project does not exceed the $9 million total of the Authority's State Revolving Fund loan. Mr. Hopkins recommended approval of the contract as proposed and introduced the Authority's contract representative Jim Morris of HDR. Mr. Morris expressed his confidence in the contract as presented, stressing that as written the contract provides for flexibility in completing the work.

In responding to an inquiry from a Trustee, Mr. Hopkins indicated that upon completion of this project the Authority's next major project would likely involve replacement of a portion of the Authority's effluent export line. At the plant, Mr. Hopkins stated that this project completes the bulk of the upgrades that are part of the Authority's ten-year master plan. Mr. Hopkins stated and Mr. Morris confirmed that the contract includes an allowance for anticipated additional costs related to COVID. Mr. Morris stated that the allowance of $40,000, if not needed, will be retained by the Authority.

Following the comments from Trustees, **it was moved by Chairman Bradford, seconded by Trustee Gardner that the Construction Management at Risk Guaranteed Maximum Price Contract with K.G. Walters Construction Co. for Phase 3 of the Treatment Plant Upgrades Project in the Amount of $3,170,161 be approved as presented.**

Chairman Bradford opened the floor to public comment regarding the matter. There was no public comment. **The motion passed unanimously.**

MANAGER'S REPORT:

A. General Status Report

Authority Manager Rob Hopkins presented the Board with a written summary of various general matters related to the Authority and briefly summarized each item in the written report. The written report is incorporated in these minutes by this reference.

Mr. Hopkins reported that the 4th Quarter 2020 Treatment Plant Discharge Monitoring Report was submitted to and accepted by the Nevada Division of Environmental Protection (NDEP) and the Federal Environmental Protection Agency.

Mr. Hopkins indicated that he has participated in several meetings with representatives of Edgewood Companies and R.O. Anderson Engineering regarding Edgewood's planned improvements and the proximity of certain improvements and features to the Authority sewer interceptor in the area. Mr. Hopkins stated that the Authority continues to stress the importance

of physical separation to allow for the efficient operation and maintenance of the Authority's improvements.

With regard to the Tahoe South Event Center (TSEC), Mr. Hopkins stated that he has been involved in discussions with the project representatives and R.O. Anderson Engineering regarding sewer capacity analysis.

Mr. Hopkins explained recent work of Authority staff in replacing a 52-year-old plant drain pump and adding new piping and valves which will allow for the more efficient and effective cleaning of the plant aeration basins. Mr. Hopkins commended Authority staff for completing the work in-house, saving as much as $20,000 in costs.

Mr. Hopkins also reported that Authority staff completed the installation of an efficient mechanical seal at the main pump station and would be installing another. These seals are estimated to reduce water usage at the main pump station by at least 50% and thereby result in cost savings of approximately $500 per month.

Mr. Hopkins acknowledged and thanked Authority Accountant, Ying Johnson, for preparing a spreadsheet that tracks the amount of biosolids generated at the plant. Mr. Hopkins reported that 1,303 tons of biosolids were exported to the Carson Valley for agricultural use.

ENGINEER'S REPORT:

A. General Projects Status Report

In addition to his participation in the Manager's Report, Authority Engineer, Rob Anderson, presented correspondence dated February 1, 2021 briefly summarizing various issues that R.O. Anderson Engineering has been involved with on behalf of the Authority. The February 1, 2021 correspondence is incorporated in these minutes by this reference.

With regard to the annual discharge monitoring reports, Mr. Anderson indicated that the reports were all timely filed with appropriate agencies.

Mr. Anderson proceeded to provide the Board with a detailed summary of the most recent flow meter reconciliation information, explaining the data set forth in a number of graphs. Mr. Anderson concluded that overall the difference between the Authority's influent meter totals at the plant and the combined totals from the contributing district meters was less than 4% and that the results for the last thirty days was less than 1%. Mr. Anderson stated that this correlation was excellent. A general discussion ensued among the Trustees about the importance of accurate flow calculations and the cooperation of the contributing districts in this process. Chairman Bradford stressed that the positive results are a direct result of the cooperation of all involved.

Andrew Hickman of RHGID reported that he recently delivered to the Authority the specifications for the new meter that RHGID would be installing so that RHGID sewer flow can be measured independently. Mr. Hopkins and Mr. Anderson thanked Mr. Hickman for the efforts of RHGID in ensuring that the Authority has the most accurate data possible. Mr. Anderson explained that

some estimates would still be necessary for a couple of relatively small sewer connections between the new RHGID meter and the sewer plant. Mr. Anderson indicated that those adjustments would be minor.

Chairman Bradford stated that the Authority would continue to rely upon the best data available in measuring flows for the purpose of allocating costs and that it is anticipated that RHGID's new meter will provide such reliable data. On behalf of RHGID, Trustee Fagen thanked the Authority staff for its efforts in trying to accurately measure flows and expressed his satisfaction with the current direction and process. Mr. Hickman indicated that it was anticipated that RHGID's meter would be installed in May of 2021 and that, at least initially, the meter would be manually read.

In response to an inquiry from Trustee Gardner, Mr. Anderson stated that based upon the current status of metering, he believes that providing the Trustees with flow reports on a quarterly basis would be appropriate.

With regard to the TSEC, Mr. Anderson reported that the developer of the project understands the Authority's requirement that the Authority's sewer line be upsized and that such work would likely be completed in 2022. In response to an inquiry from the Board, Mr. Anderson briefly explained why the additional flows from the TSEC would necessitate the line being up sized.

Regarding Tahoe Beach Club Phase II, Mr. Anderson indicated that the plan review has been completed with only a couple of comments remaining to be addressed by the developer.

Finally, Mr. Anderson stated that plans for the Edgewood Villas were recently received and are currently being reviewed on behalf of the Authority.

Chairman Bradford opened the floor to public comment regarding the matter. There was no additional public comment.

B. Discussion regarding Edgewood sewer line relocation/replacement project

Mr. Anderson reported that Edgewood Companies representatives have been notified that Authority's sewer line must remain at least ten feet from all riparian areas and that only one crossing of the creek would be permitted. Chairman Bradford indicated that this standard did create some issues for Edgewood, but the representatives understand the purpose of the Authority's requirements.

Mr. Anderson presented a depiction showing the location of existing improvements and some various possibilities for relocating the Authority's sewer line in order to accommodate Edgewood's planned improvements. Mr. Anderson indicated that a new sewer line would likely be necessary for the entire length of the adjacent Edgewood golf hole.

In response to a question from Trustee Gardner, Mr. Hopkins indicated that Edgewood would be relocating a portion of the Authority's sewer line, but the exact extent of the relocation is not known yet. In response to a question from Bob Cook, Mr. Hopkins reported that the condition of the Authority's line in this area would be evaluated before the Edgewood work proceeds.

Mr. Anderson stressed that he and his staff would continue to diligently review the proposed plans of Edgewood to ensure that there would not be unreasonable impacts to the Authority's infrastructure in the area.

Chairman Bradford opened the floor to public comment regarding the matter. There was no public comment.

ATTORNEY'S REPORT:

A. General Status Report

Mr. Cavilia had nothing additional to report. Chairman Bradford opened the floor to public comment regarding the matter. There was no public comment.

AUTHORITY CONTROLLER'S REPORT:

A. General Status Report

Ms. East-Janicki provided the Board with a brief written report and indicated that operating expenses were approximately 5.6% under budget through the end of December. With approximately $1.8 million billed only approximately $451,000 remains outstanding with $380,000 of that being a single commercial user who generally pays on the last day of the month.

Ms. East-Janicki indicated that the annual flow report is being finalized for presentation at next months meeting. Ms. East-Janicki explained that this will allow the Board to discuss flows and provide information to the contributing districts in advance of adopting the Authority's tentative budget in April. Ms. East-Janicki stated that the budget timing would involve a board meeting on April 7th with a final budget hearing on May 19th.

Chairman Bradford opened the floor to public comment regarding the matter. There was no public comment.

B. Investment Report

Ms. East-Janicki had a written summary of the Authority's investments available, showing a total of approximately $9.9 million in Wells Fargo, the Local Government Investment Pool (LGIP) and longer-term CDs. Ms. East-Janicki explained that based upon the currently low CD rates, funds from maturing CDs are being invested in the LGIP.

Chairman Bradford opened the floor to public comment regarding the matter. There was no public comment.

APPROVAL OF CLAIMS:

The claims along with the Authority's check register were provided to the Board. Chairman Bradford indicated that he would sign off on the claims.

Chairman Bradford opened the floor to public comment regarding the matter. There was no public comment.

Reports/updates from Board of Trustees concerning the areas or districts they represent

Trustee Rice reported that at an upcoming meeting, the Douglas County Commission was considering the cancellation of its regular meetings at Lake Tahoe and that meetings at the Lake would only be scheduled when a particular matter warranted a hearing at the Lake. Trustee Rice also announced that the National Hockey League was planning to have two hockey games outdoors at Edgewood in February. Finally, Trustee Rice reported that the TSEC property had recently been conveyed to the Lake Tahoe Visitors Authority.

Bob Cook reported that Douglas County Commissioner Danny Tarkanian has been appointed to the Board of the Nevada Tahoe Conservation District.

Trustee Vogt reported that KGID was currently in the process of recruiting for the position of District Manager.

Chairman Bradford opened the floor to public comment regarding the matter. There was no public comment.

PUBLIC COMMENT:

There was no public comment.

ADJOURNMENT:

There being no further business, the meeting was adjourned at 11:20 p.m.

3/3/21

APPROVED

4817-6882-6843, v. 1

KG WALTERS CONSTRUCTION

World Headquarters: P.O. Box 4359, Santa Rosa, CA 95402
(707) 527-9968 Fax (707) 527-0244 www.kgwalters.com

January 22, 2021

HDR Engineering
Reno, Nevada

Subject: **DCLTSA GMP- 3 Treatment Plant Upgrades Estimate**
Reference: **HDR Design Drawings and Documents – DCLTSA Treatment Plant Upgrades Final Implementation Project.**

Attn: Jim Morris

We are submitting the attached DCLTSA GMP-3 **DCLTSA Treatment Plant Upgrades Final Implementation Project** Estimate in the amount of $3,170,161.00. The CMAR Guaranteed Maximum Price (GMP) for the entire work on the referenced project. The summary is as follows:

1)	Cost of the Work (excluding General Conditions)	**$ 2,135,709.00**
2)	CMAR's General Conditions	**$ 439,505.00**
3)	CMAR's Fee	**$ 414,309.00**
4)	Contingency	**$ 140,000.00**
5)	Allowance Items a, b, and c	**$ 210,032.00**
	a. CBS 1.2 - COVID-19 Labor Production Loss $40,032.00	
	b. CBS 4.2.2 - Headworks Inlet Structure $140,000.00	
	c. CBS 11 - Painting DI Pipe at Headworks $ 30,000.00	
6)	Bonds and Insurance	**$ 35,406.00**
7)	Credit unused portion of GMP-1 Contingency **	**$ (144,800.00)**
8)	Credit unused portion of GMP-2 Contingency **	**$ (60,000.00)**
9)	Total Guaranteed Maximum Price	**$ 3,170,161.00**

	Owner	CMAR
Percentage Split of GMP Savings	60%	40%
Percentage Split of CMAR's Contingency Savings	100%	0%

** These amounts will be paid out of contract funds for GMP-1 and GMP-2, Reducing the Guaranteed Maximum Price of GMP-3.

I look forward to working with the project team and making this a great project. Let me know if you have any questions or require any additional information.

Sincerely,

KG Walters Construction

Raymond Bush

Proposal

K.G. WALTERS CONSTRUCTION CO., INC.

Job Code: DCLTSA - CMAR GMP 3 Treatment Plant Upgrades

Description: DCLTSA - GMP 3 Treatment Plant Upgrades

Proposal						
Line No.	Pay Item No.	Description Subtotal Description	Quantity	Unit of Measure	Unit Price	Total Price
1	1	General Conditions and Fixed Costs	1.00	Each	515,550.00	515,550.00
2	2	RAS Pump Area	1.00	Each	0.00	0.00
8	3	Aeration Basin Rehabilitation - Blowers and Mechanical Improvements	1.00	Each	756,000.00	756,000.00
3	4	Headworks	1.00	Each	600,376.00	600,376.00
4	5	Surge Tank	1.00	Each	140,000.00	140,000.00
9	6	Electrical and Instrumentation	1.00	LS	720,000.00	720,000.00
11	7	HVAC	1.00	LS	0.00	0.00
12	8	Painting	1.00	LS	0.00	0.00
13	9	Rebar	1.00	LS	23,320.00	23,320.00
					Subtotal:	2,755,246.00
9	10	Contingency	1.00	Each	140,000.00	140,000.00
11	11	Painting Allowance (limit to DI Pipe) (moved to Allowance Item	1.00	Each	30,000.00	30,000.00
12	12	CMAR Fees	1.00	Each	414,309.00	414,309.00
13	13	Bonds and Insurance	1.00	Each	35,406.00	35,406.00
					Subtotal:	619,715.00
					GRAND TOTAL:	3,374,961.00

Proposal Certification

Copyright©1989-2014 Hard Dollar Corp. All Rights Reserved.

Estimate Summary
K.G. WALTERS CONSTRUCTION CO., INC.
Job Code: DCLTSA - CMAR GMP 3 Treatment Plant Upgrades
Description: DCLTSA - GMP 3 Treatment Plant Upgrades

From Cost Item: 1 **To Cost Item: 0.10**

CBS Position Code	Quantity	UM	Description	Cost Item Days	Cost UM/Day	Cost Source	Currency	Unit Cost	Total Cost
1	1.00	Each	General Conditions and Fixed Costs	21.00	0.05	Detail	U.S. Dollar	76,044.49	76,044.49
1.1	1.00	Each	Aggregate Unit Pricing	0.00	0.00	Detail	U.S. Dollar	0.00	0.00
1.2	1.00	Each	COVID Labor Production Loss 10% (Moved to Allowance Item)	0.00	0.00	Plug	U.S. Dollar	40,032.00	40,032.00
1.3	1.00	Each	Facility Start up, Comissioning, and Testing	21.00	0.05	Detail	U.S. Dollar	36,012.49	36,012.49
3	1.00	Each	Aeration Basin Rehabilitation - Blowers and Mechanical Improvements	170.38	0.01	Detail	U.S. Dollar	755,891.66	755,891.66
3.1	1.00	Each	Subs	0.00	0.00	Detail	U.S. Dollar	15,071.09	15,071.09
3.1.1	1.00	Each	Blower Pipe Insulation 2" fiberglass with .02 Aluminum Jacket	0.00	0.00	Quote	U.S. Dollar	15,071.09	15,071.09
3.2	1.00	Each	Suppliers	0.00	0.00	Detail	U.S. Dollar	417,107.53	417,107.53
3.2.1	1.00	Each	HM Door @ removed OH Door	0.00	0.00	Quote	U.S. Dollar	7,867.57	7,867.57
3.2.2	1.00	Each	Blower VFD	0.00	0.00	Quote	U.S. Dollar	62,225.10	62,225.10
3.2.3	1.00	Each	AERControl Flow Meters	0.00	0.00	Quote	U.S. Dollar	27,846.00	27,846.00
3.2.4	1.00	Each	Flow Conditioners	0.00	0.00	Plug	U.S. Dollar	10,000.00	10,000.00
3.2.5	1.00	Each	LPA Valves	0.00	0.00	Quote	U.S. Dollar	24,750.81	24,750.81
3.2.6	1.00	Each	Pipe - SS Blower Pipe, SS Blower Intake Pipe, and ML Pipe	0.00	0.00	Quote	U.S. Dollar	168,350.49	168,350.49
3.2.7	1.00	Each	ML Flap Gate	0.00	0.00	Plug	U.S. Dollar	8,032.50	8,032.50
3.2.8	1.00	Each	Sprayers	0.00	0.00	Quote	U.S. Dollar	6,209.66	6,209.66
3.2.9	1.00	Each	Sprayer Piping	0.00	0.00	Plug	U.S. Dollar	5,000.00	5,000.00
3.2.10	1.00	Each	Pipe Supports	0.00	0.00	Quote	U.S. Dollar	91,825.40	91,825.40
3.2.11	1.00	Each	Misc. Pipe. i.e. Drain Pump Pipe	0.00	0.00	Plug	U.S. Dollar	5,000.00	5,000.00
3.3	1.00	Each	Labor	170.38	0.01	Detail	U.S. Dollar	323,713.04	323,713.04
3.3.1	1.00	Each	Carp & Operator increases to DB Rates	0.00	0.00	Detail	U.S. Dollar	0.00	0.00
3.3.2	1.00	Each	Labor Production Loss Due to Covid 19	0.00	0.00	Detail	U.S. Dollar	0.00	0.00
3.3.3	1.00	Each	Brad's Work	12.25	0.08	Detail	U.S. Dollar	26,861.12	26,861.12
3.3.3.1	1.00	Each	Blower and Electrical Housekeeping Pads - 4", 3 Blowers, 2 electrical pads	5.13	0.20	Detail	U.S. Dollar	9,126.14	9,126.14
3.3.3.1.1	134.00	EA	Rebar Dowels	3.00	44.67	Detail	U.S. Dollar	41.57	5,570.69
3.3.3.1.2	221.00	SF	Roughen Concrete	0.63	353.60	Detail	U.S. Dollar	3.08	680.37
3.3.3.1.3	45.00	SF	Form Pads	1.25	36.00	Detail	U.S. Dollar	41.98	1,889.23

Copyright©1989-2014 Hard Dollar Corp. All Rights Reserved.

CBS Position Code	Quantity UM	Description	Cost Item Days	Cost UM/Day Source	Currency	Unit Cost	Total Cost
3.3.3.1.4	3.00 CY	Cast & Finish Pads	0.25	12.00 Detail	U.S. Dollar	328.62	985.86
3.3.3.2	1.00 Each	Replace OH Door	4.00	0.25 Detail	U.S. Dollar	8,731.68	8,731.68
3.3.3.2.1	1.00 Each	Remove OH Door	0.75	1.33 Detail	U.S. Dollar	1,635.02	1,635.02
3.3.3.2.2	1.00 Each	Install Door Frame	1.00	1.00 Detail	U.S. Dollar	2,227.87	2,227.87
3.3.3.2.3	3.00 Each	Install Doors & Transom	1.50	2.00 Detail	U.S. Dollar	1,317.90	3,953.71
3.3.3.2.4	1.00 Each	Install Hardware	0.75	1.33 Detail	U.S. Dollar	915.08	915.08
3.3.3.3	1.00 Each	Metals @ Basin	1.88	0.53 Detail	U.S. Dollar	7,417.43	7,417.43
3.3.3.3.1	5.00 Each	Material Allowance - covers @ Removed Mixers	0.00	0.00 Detail	U.S. Dollar	907.14	4,535.68
3.3.3.3.2	10.00 EA	Install Checkerplate Covers @ Mixer Deck Penetrations	1.88	5.33 Detail	U.S. Dollar	288.17	2,881.75
3.3.3.4	1.00 LS	Frame New Louver Opening - 42" SQ	1.25	0.80 Detail	U.S. Dollar	1,585.87	1,585.87
3.3.3.4.1	1.00 LS	Frame New Opening	0.50	2.00 Detail	U.S. Dollar	876.38	876.38
3.3.3.4.2	1.00 LS	Cut Out Wall Section	0.25	4.00 Detail	U.S. Dollar	250.46	250.46
3.3.3.4.3	1.00 LS	Flash & Seal Perimeter	0.50	2.00 Detail	U.S. Dollar	459.03	459.03
3.3.4	1.00 Each	Work up Raymond	158.13	0.01 Detail	U.S. Dollar	296,851.92	296,851.92
3.3.4.1	1.00 Each	Demo	7.88	0.13 Detail	U.S. Dollar	17,093.82	17,093.82
3.3.4.1.1	8.00 Each	Demo Mixers Gear Box and Motor	3.00	2.67 Detail	U.S. Dollar	1,119.75	8,957.98
3.3.4.1.2	8.00 Each	Demo Mixer Shaft and Paddles	2.00	4.00 Detail	U.S. Dollar	428.36	3,426.90
3.3.4.1.3	8.00 Each	Demo Mixer Pad	2.50	3.20 Detail	U.S. Dollar	357.68	2,861.47
3.3.4.1.4	5.00 Each	Off Haul	0.38	13.33 Detail	U.S. Dollar	369.50	1,847.48
3.3.4.2	1.00 Each	Switch Basin Train - Protect Handrail, Splash Gaurd, Washdown, Clean Up	4.00	0.25 Detail	U.S. Dollar	7,302.51	7,302.51
3.3.4.3	1.00 Each	FRP Baffle Walls	18.00	0.06 Detail	U.S. Dollar	36,949.44	36,949.44
3.3.4.3.1	1.00 Each	FRP Baffle Wall No.1	4.50	0.22 Detail	U.S. Dollar	9,237.36	9,237.36
3.3.4.3.2	1.00 Each	FRP Baffle Wall No.2	4.50	0.22 Detail	U.S. Dollar	9,237.36	9,237.36
3.3.4.3.3	1.00 Each	FRP Baffle Wall No.3	4.50	0.22 Detail	U.S. Dollar	9,237.36	9,237.36
3.3.4.3.4	1.00 Each	FRP Baffle Wall No.4	4.50	0.22 Detail	U.S. Dollar	9,237.36	9,237.36

Copyright©1989-2014 Hard Dollar Corp. All Rights Reserved.

CBS Position Code	Quantity UM	Description	Cost Item Days	Cost UM/Day	Source	Currency	Unit Cost	Total Cost
3.3.4.4	1.00 Each	Spray Wash	10.50	0.10	Detail	U.S. Dollar	12,813.46	12,813.46
3.3.4.4.1	24.00 Each	Pipe Supports	3.00	8.00	Detail	U.S. Dollar	131.23	3,149.52
3.3.4.4.2	3.00 Each	Core Holes	0.00	0.00	Plug	U.S. Dollar	250.00	750.00
3.3.4.4.3	120.00 LF	Install Pipe	5.00	24.00	Detail	U.S. Dollar	47.97	5,756.30
3.3.4.4.4	24.00 Each	Install Sprayers	1.50	16.00	Detail	U.S. Dollar	68.95	1,654.89
3.3.4.4.5	1.00 Each	Tie in to Main Line	1.00	1.00	Detail	U.S. Dollar	1,502.75	1,502.75
3.3.4.5	1.00 Each	Blowers and Blower Pipe	84.50	0.01	Detail	U.S. Dollar	148,898.56	148,898.56
3.3.4.5.1	1.00 Each	Blowers	3.25	0.31	Detail	U.S. Dollar	7,316.08	7,316.08
3.3.4.5.2	1.00 Each	Blower Pipe	76.25	0.01	Detail	U.S. Dollar	137,025.38	137,025.38
3.3.4.5.3	1.00 Each	Off Gas Test Support	3.00	0.33	Detail	U.S. Dollar	2,765.52	2,765.52
3.3.4.5.4	1.00 Each	Test Pipe	2.00	0.50	Detail	U.S. Dollar	1,791.57	1,791.57
3.3.4.6	1.00 Each	Anoxic Tanks Equipment	33.25	0.03	Detail	U.S. Dollar	73,794.13	73,794.13
3.3.4.6.1	3.00 Each	30" Slide Gate	3.75	0.80	Detail	U.S. Dollar	2,848.01	8,544.02
3.3.4.6.2	6.00 Each	30" Weir Gates	7.50	0.80	Detail	U.S. Dollar	2,848.01	17,088.04
3.3.4.6.3	4.00 Each	Stop Gates	4.75	0.84	Detail	U.S. Dollar	2,889.41	11,557.63
3.3.4.6.4	2.00 Each	Mixer	2.25	0.89	Detail	U.S. Dollar	3,013.89	6,027.79
3.3.4.6.5	2.00 Each	MLR Pumps and Pipe	9.50	0.21	Detail	U.S. Dollar	10,324.36	20,648.73
3.3.4.6.6	1.00 Each	FRP Stream Gauge	1.00	1.00	Detail	U.S. Dollar	1,549.84	1,549.84
3.3.4.6.7	1.00 Each	Drain Pump Piping	4.50	0.22	Detail	U.S. Dollar	8,378.08	8,378.08
4	1.00 Each	Headworks	96.76	0.01	Detail	U.S. Dollar	600,376.32	600,376.32
4.1	1.00 Each	Subs	0.00	0.00	Detail	U.S. Dollar	7,500.00	7,500.00
4.1.1	1.00 Each	Roofing Repair	0.00	0.00	Plug	U.S. Dollar	7,500.00	7,500.00
4.2	1.00 Each	Suppliers	0.00	0.00	Detail	U.S. Dollar	362,317.16	362,317.16
4.2.1	1.00 LS	Misc Metals	0.00	0.00	Detail	U.S. Dollar	3,052.35	3,052.35
4.2.1.1	6.25 SF	Checker plate cover @ Communator Str.	0.00	0.00	Detail	U.S. Dollar	17.14	107.10
4.2.1.2	5.00 EA	Hose Racks	0.00	0.00	Detail	U.S. Dollar	589.05	2,945.25

Copyright©1989-2014 Hard Dollar Corp. All Rights Reserved.

CBS Position Code	Quantity UM	Description	Cost Item Days	Cost UM/Day	Cost Source	Currency	Unit Cost	Total Cost
4.2.2	1.00 Each	Agreed Upon Plug for Platform (engineering and supply) (Moved to Allowance Item)	0.00	0.00	Plug	U.S. Dollar	140,000.00	140,000.00
4.2.5	1.00 Each	Hatch & Curb	0.00	0.00	Detail	U.S. Dollar	5,462.10	5,462.10
4.2.6	1.00 Each	Foul Air Duct	0.00	0.00	Quote	U.S. Dollar	14,297.85	14,297.85
4.2.7	1.00 Each	Pipe and Supports	0.00	0.00	Quote	U.S. Dollar	125,451.88	125,451.88
4.2.8	1.00 Each	Misc. Pipe Materials	0.00	0.00	Plug	U.S. Dollar	12,992.40	12,992.40
4.2.9	1.00 Each	Relay Module & Electrical Work for relocated Sampler - electrical work not shown	0.00	0.00	Plug	U.S. Dollar	2,500.00	2,500.00
4.2.10	1.00 Each	Purchase trench drain	0.00	0.00	Plug	U.S. Dollar	4,738.86	4,738.86
4.2.11	1.00 Each	24" Knife Gate	0.00	0.00	Plug	U.S. Dollar	52,821.72	52,821.72
4.2.12	1.00 Each	Pipe Insulation	0.00	0.00	Plug	U.S. Dollar	1,000.00	1,000.00
4.3	1.00 Each	Labor	96.76	0.01	Detail	U.S. Dollar	230,559.15	230,559.15
4.3.1	1.00 Each	Brad's Work	75.03	0.01	Detail	U.S. Dollar	182,919.02	182,919.02
4.3.1.1	1.00 Each	Demo	2.00	0.50	Detail	U.S. Dollar	3,089.67	3,089.67
4.3.1.1.1	1.00 LS	Demo Existing Lighting & Conduit	1.00	1.00	Detail	U.S. Dollar	1,127.91	1,127.91
4.3.1.1.2	2.00 EA	Demo Electrical Panels	1.00	2.00	Detail	U.S. Dollar	980.88	1,961.77
4.3.1.2	1.00 Each	Influent Piping	8.31	0.12	Detail	U.S. Dollar	16,028.25	16,028.25
4.3.1.2.1	40.00 LF	Remove 40ft section of exposed 18" piping - cut-into & pump out into headworks	1.00	40.00	Detail	U.S. Dollar	51.09	2,043.69
4.3.1.2.2	1.00 Each	Install Checkerplate Cover @ Communator Str.	0.25	4.00	Detail	U.S. Dollar	483.10	483.10
4.3.1.2.3	2.00 Each	Influent Pipe Supports	2.25	0.89	Detail	U.S. Dollar	2,475.16	4,950.33
4.3.1.2.4	1.00 Each	Core Drill PLUG for 20" INF @ Wall	0.00	0.00	Plug	U.S. Dollar	1,500.00	1,500.00
4.3.1.2.5	15.00 LF	Install Influent Pipe through building wall - grout Penetraion	1.00	15.00	Detail	U.S. Dollar	124.73	1,870.89
4.3.1.2.6	1.00 Each	Relocate Sampler	3.81	0.26	Detail	U.S. Dollar	5,180.25	5,180.25
4.3.1.3	1.00 Each	Effluent Piping - outside of Building	5.88	0.17	Detail	U.S. Dollar	14,962.22	14,962.22
4.3.1.3.1	62.20 CY	Expose pipe at comminuter structure - Excavate outside of Building	1.00	62.20	Detail	U.S. Dollar	36.95	2,298.09
4.3.1.3.2	1.00 Each	Rent 24" plug	0.00	0.00	Plug	U.S. Dollar	1,500.00	1,500.00
4.3.1.3.3	1.00 Each	Cut out section of 24" Inf. - Plug pipe, cut in, pump out, cut out section of 24" pipe	0.75	1.33	Detail	U.S. Dollar	1,736.38	1,736.38
4.3.1.3.4	20.00 LF	Assemble & Tie-In 24" pipe from Building	3.00	6.67	Detail	U.S. Dollar	278.23	5,564.66

Copyright©1989-2014 Hard Dollar Corp. All Rights Reserved.

CBS Position Code	Quantity UM	Description	Cost Item Days	Cost UM/Day Source	Currency	Unit Cost	Total Cost
4.3.1.3.5	11.00 CY	Bed Pipe with Slurry	0.25	44.00 Detail	U.S. Dollar	203.92	2,243.17
4.3.1.3.6	1.00 Each	Test Pipe	0.38	2.67 Detail	U.S. Dollar	335.92	335.92
4.3.1.3.7	51.00 CY	Backfill around pipe	0.50	102.00 Detail	U.S. Dollar	25.18	1,283.99
4.3.1.4	1.00 Each	Building Rehab - Concrete & Underground	27.13	0.04 Detail	U.S. Dollar	78,054.21	78,054.21
4.3.1.4.1	40.00 LF	24" INF from Headworks Equip - inside Bldg.	4.75	8.42 Detail	U.S. Dollar	502.97	20,118.92
4.3.1.4.2	138.00 LF	4" Drain Pipe Underslab	5.88	23.49 Detail	U.S. Dollar	82.99	11,452.38
4.3.1.4.3	1.00 Each	Underslab Electrical Trench & Backfill	3.00	0.33 Detail	U.S. Dollar	6,895.64	6,895.64
4.3.1.4.4	52.30 CY	Clean-Up subgrade/Excavate for thickened slab/Trench Drain - thickened slab 18/6, entire slab - 28ft x 44ft	2.00	26.15 Detail	U.S. Dollar	107.60	5,627.32
4.3.1.4.5	45.60 TN	Place 6" AB	1.00	45.60 Detail	U.S. Dollar	57.53	2,623.21
4.3.1.4.6	1.10 CY	Cast Rat Slab for Trench Drain - 4" thick by length of building	0.25	4.40 Detail	U.S. Dollar	702.89	773.18
4.3.1.4.7	24.00 LF	Set Trench Drain	0.50	48.00 Detail	U.S. Dollar	30.57	733.57
4.3.1.4.8	216.00 SF	Install Exp. Jt @ Perimeter	1.50	144.00 Detail	U.S. Dollar	8.00	1,727.45
4.3.1.4.9	140.00 LF	Set Screeds	1.00	140.00 Detail	U.S. Dollar	11.79	1,651.04
4.3.1.4.10	69.00 CY	Cast Slab	0.75	92.00 Detail	U.S. Dollar	228.96	15,798.34
4.3.1.4.11	1,232.00 SF	Finish Slab	0.75	1,642.67 Detail	U.S. Dollar	0.94	1,160.43
4.3.1.4.12	1.00 Each	Pipe Support @ Base 90 (20" INF)	0.75	1.33 Detail	U.S. Dollar	1,458.98	1,458.98
4.3.1.4.13	3.00 Each	Electrical & Equipment Pads and sidewalk North of Building	3.38	0.89 Detail	U.S. Dollar	1,739.72	5,219.16
4.3.1.4.14	1.00 Each	Relocate Sampler	1.63	0.62 Detail	U.S. Dollar	2,814.61	2,814.61
4.3.1.5	1.00 Each	Metals	14.25	0.07 Detail	U.S. Dollar	26,722.16	26,722.16
4.3.1.5.1	1.00 Each	Install Bypass/Overflow Tank Support Structure	1.00	1.00 Detail	U.S. Dollar	2,046.58	2,046.58
4.3.1.5.2	1.00 Each	Install Bypass/Overflow Tank	0.75	1.33 Detail	U.S. Dollar	1,959.87	1,959.87
4.3.1.5.3	235.00 SF	Install Catwalk Framing	4.00	58.75 Detail	U.S. Dollar	53.77	12,635.47
4.3.1.5.4	235.00 SF	Install Grating	2.25	104.44 Detail	U.S. Dollar	10.07	2,366.21

Copyright©1989-2014 Hard Dollar Corp. All Rights Reserved.

CBS Position Code	Quantity UM	Description	Cost Item Days	Cost UM/Day	Source	Currency	Unit Cost	Total Cost
4.3.1.5.5	14.00 Each	Install Stairs	2.00	7.00	Detail	U.S. Dollar	215.31	3,014.27
4.3.1.5.6	62.00 LF	Install Handrail	2.00	31.00	Detail	U.S. Dollar	47.84	2,966.27
4.3.1.5.7	26.00 Each	Grout Base Plates	1.63	16.00	Detail	U.S. Dollar	30.11	782.83
4.3.1.5.8	5.00 EA	Install Hose Racks	0.63	8.00	Detail	U.S. Dollar	190.13	950.66
4.3.1.6	1.00 Each	Openings	5.25	0.19	Detail	U.S. Dollar	12,328.57	12,328.57
4.3.1.6.1	1.00 Each	1P301 - Cut in Wall spool for Washer Compactor Screw Removal	1.00	1.00	Detail	U.S. Dollar	4,731.45	4,731.45
4.3.1.6.2	1.00 Each	Cut in New Hatch & Curb	2.00	0.50	Detail	U.S. Dollar	3,481.76	3,481.76
4.3.1.6.3	1.00 Each	Remove Existing Louver - 30" sq	0.38	2.67	Detail	U.S. Dollar	347.92	347.92
4.3.1.6.4	2.00 EA	Cut Holes for HVAC - 2 @ 36" sq	1.88	1.07	Detail	U.S. Dollar	1,883.72	3,767.44
4.3.1.7	2.00 Each	Sidewalk Repair for Electrical use 3ft x 4ft @ each location	1.75	1.14	Detail	U.S. Dollar	1,425.45	2,850.90
4.3.1.7.1	16.00 LF	Saw-Cut Sidewalk	0.50	32.00	Detail	U.S. Dollar	29.74	475.89
4.3.1.7.2	0.80 TN	Remove Sidewalk - 12 SF	0.25	3.20	Detail	U.S. Dollar	807.89	646.31
4.3.1.7.3	1.00 TN	Place 6" AB under sidewalk	0.25	4.00	Detail	U.S. Dollar	419.35	419.35
4.3.1.7.4	20.00 SF	Form Sidewalk Patch	0.50	40.00	Detail	U.S. Dollar	38.60	771.97
4.3.1.7.5	1.00 CY	Cast & Finish Sidewalk Patch	0.25	4.00	Detail	U.S. Dollar	537.37	537.37
4.3.1.8	155.00 LF	Trenching for Electrical	6.72	23.08	Detail	U.S. Dollar	144.77	22,438.75
4.3.1.8.1	12.00 EA	Pothole	3.00	4.00	Detail	U.S. Dollar	688.24	8,258.84
4.3.1.8.2	69.00 CY	Excavate	1.94	35.52	Detail	U.S. Dollar	77.50	5,347.79
4.3.1.8.3	35.00 CY	Encase with Concrete	0.59	59.20	Detail	U.S. Dollar	189.03	6,616.10
4.3.1.8.4	35.00 CY	Backfill	1.18	29.60	Detail	U.S. Dollar	63.31	2,216.02
4.3.1.9	1.00 Each	Offhaul Spoils	3.75	0.27	Detail	U.S. Dollar	6,444.29	6,444.29
4.3.1.9.1	236.00 TN	87.2CY soil, 79 TN Concrete debris	3.75	62.93	Detail	U.S. Dollar	27.31	6,444.29
4.3.2	1.00 Each	Raymond's Work	21.73	0.05	Detail	U.S. Dollar	47,640.13	47,640.13
4.3.2.1	1.00 Each	New Grit and Screenings Equipment	17.85	0.06	Detail	U.S. Dollar	37,198.26	37,198.26
4.3.2.1.1	1.00 Each	Mob Crane	1.00	1.00	Detail	U.S. Dollar	1,071.00	1,071.00

Copyright©1989-2014 Hard Dollar Corp. All Rights Reserved.

CBS Position Code	Quantity UM	Description	Cost Item Days	Cost UM/Day Source	Currency	Unit Cost	Total Cost
4.3.2.1.2	1.00 Each	Unload Grit/Screening Equipment	0.75	1.33 Detail	U.S. Dollar	2,038.73	2,038.73
4.3.2.1.3	1.00 Each	Move Grit Aeration Tub into building	2.00	0.50 Detail	U.S. Dollar	7,622.18	7,622.18
4.3.2.1.4	20.00 Each	Anchor Grit Equipment	0.91	22.00 Detail	U.S. Dollar	85.83	1,716.52
4.3.2.1.5	20.00 Each	Grout Equipment Pads	1.82	11.00 Detail	U.S. Dollar	109.94	2,198.81
4.3.2.1.6	1.00 Each	Install Grit Washer Press Screen On Support Frame	3.00	0.33 Detail	U.S. Dollar	6,568.84	6,568.84
4.3.2.1.7	1.00 Each	Install Washer Compactor Discharge Chute and Support	0.50	2.00 Detail	U.S. Dollar	1,089.19	1,089.19
4.3.2.1.8	1.00 Each	Install Inclined Conveyor	0.50	2.00 Detail	U.S. Dollar	1,089.19	1,089.19
4.3.2.1.9	1.00 Each	Install Grit Screw and Washer Agitator	1.00	1.00 Detail	U.S. Dollar	2,178.37	2,178.37
4.3.2.1.10	1.00 Each	Install Bosster Pump	1.00	1.00 Detail	U.S. Dollar	2,178.37	2,178.37
4.3.2.1.11	1.00 Each	Grit Washer Agitator Overflow Drain	0.50	2.00 Detail	U.S. Dollar	1,122.90	1,122.90
4.3.2.1.12	1.00 Each	Install Grit Conveyor	0.50	2.00 Detail	U.S. Dollar	1,089.19	1,089.19
4.3.2.1.13	1.00 Each	Grease Pump and Collector	0.75	1.33 Detail	U.S. Dollar	1,667.50	1,667.50
4.3.2.1.14	1.00 Each	Bosster Pump Stand/Platform	0.63	1.60 Detail	U.S. Dollar	576.15	576.15
4.3.2.1.15	1.00 Each	Blower Install and Pipe Assembly	1.50	0.67 Detail	U.S. Dollar	2,665.20	2,665.20
4.3.2.1.16	1.00 Each	Small Diameter Wash Water Pipe Assembly Supplied with Equipment	1.50	0.67 Detail	U.S. Dollar	2,326.12	2,326.12
4.3.2.2	1.00 Each	8" Foul Air Duct	3.88	0.26 Detail	U.S. Dollar	10,441.87	10,441.87
4.3.2.2.1	1.00 Each	Cut In 8" Branch	0.13	8.00 Detail	U.S. Dollar	131.23	131.23
4.3.2.2.2	12.00 Each	Install Pipe Supports	1.00	12.00 Detail	U.S. Dollar	91.49	1,097.84
4.3.2.2.3	80.00 LF	Install 8" amd 6" ducct	1.00	80.00 Detail	U.S. Dollar	60.94	4,875.58
4.3.2.2.4	7.00 Each	Wet Joints	1.00	7.00 Detail	U.S. Dollar	149.98	1,049.84
4.3.2.2.5	1.00 Each	Tie In at Equipment	0.75	1.33 Detail	U.S. Dollar	787.38	787.38
4.3.2.2.6	1.00 Each	8" Gooseneck and DamperAllowance	0.00	0.00 Plug	U.S. Dollar	2,500.00	2,500.00
5	1.00 Each	Surge Tank	27.88	0.04 Detail	U.S. Dollar	138,985.74	138,985.74
5.1	1.00 Each	Subs	0.00	0.00 Detail	U.S. Dollar	30,304.91	30,304.91
5.1.1	1.00 Each	Heat Trace and Insulate Surge Tank	0.00	0.00 Quote	U.S. Dollar	29,304.91	29,304.91

Copyright©1989-2014 Hard Dollar Corp. All Rights Reserved.

CBS Position Code	Quantity UM	Description	Cost Item Days	Cost UM/Day	Source	Currency	Unit Cost	Total Cost
5.1.2	1.00 Each	Painting Allowance for note 2/5P102 - paint & touch-up	0.00	0.00	Plug	U.S. Dollar	1,000.00	1,000.00
5.2	1.00 Each	Suppliers	0.00	0.00	Detail	U.S. Dollar	46,843.56	46,843.56
5.2.1	1.00 Each	Misc. Metals	0.00	0.00	Detail	U.S. Dollar	21,034.30	21,034.30
5.2.1.1	1.00 Each	Grating Sppt.	0.00	0.00	Plug	U.S. Dollar	17,500.00	17,500.00
5.2.1.2	150.00 SF	Grating	0.00	0.00	Detail	U.S. Dollar	23.56	3,534.30
5.2.2	1.00 Each	Pipe Surge	0.00	0.00	Plug	U.S. Dollar	10,809.26	10,809.26
5.2.3	1.00 Each	Pressure Reducing and Surge Relief Control Valves	0.00	0.00	Plug	U.S. Dollar	15,000.00	15,000.00
5.3	1.00 LS	Labor	27.88	0.04	Detail	U.S. Dollar	61,837.28	61,837.28
5.3.1	1.00 LS	Brad's Work	15.00	0.07	Detail	U.S. Dollar	34,083.26	34,083.26
5.3.1.1	3.00 EA	Demo Electrical Panels	1.50	2.00	Detail	U.S. Dollar	980.88	2,942.65
5.3.1.2	1.00 Each	Concrete & Underground	10.13	0.10	Detail	U.S. Dollar	24,102.06	24,102.06
5.3.1.2.1	102.00 SF	Sidewalk Replacement	1.50	68.00	Detail	U.S. Dollar	41.74	4,257.78
5.3.1.2.2	1.00 Each	Surge Tank Pad	6.88	0.15	Detail	U.S. Dollar	17,605.23	17,605.23
5.3.1.2.3	25.00 LF	Air Line to Surge Tank - Underground	1.75	14.29	Detail	U.S. Dollar	89.56	2,239.05
5.3.1.3	1.00 Each	Masonry	1.13	0.89	Detail	U.S. Dollar	2,411.85	2,411.85
5.3.1.3.1	42.50 LF	Short Block Retaining Wall - Excavation in Tank Cut work-up	1.13	37.78	Detail	U.S. Dollar	56.75	2,411.85
5.3.1.4	1.00 LS	Metals	2.25	0.44	Detail	U.S. Dollar	4,626.70	4,626.70
5.3.1.4.1	6.00 LF	Material Allowance for Platform Modifications	0.00	0.00	Detail	U.S. Dollar	149.94	899.64
5.3.1.4.2	72.00 SF	Remove Grating & Install New Support Member	1.50	48.00	Detail	U.S. Dollar	36.07	2,596.71
5.3.1.4.3	72.00 SF	Re-Install Grating	0.75	96.00	Detail	U.S. Dollar	15.70	1,130.35
5.3.2	1.00 Each	Raymond's Work	12.88	0.08	Detail	U.S. Dollar	27,754.02	27,754.02
5.3.2.1	1.00 Each	Surge Tank	3.88	0.26	Detail	U.S. Dollar	9,025.14	9,025.14
5.3.2.1.1	16.00 Each	Anchor Bolts for Surge Tank	1.00	16.00	Detail	U.S. Dollar	124.30	1,988.77
5.3.2.1.2	1.00 Each	Crane Pad	0.50	2.00	Detail	U.S. Dollar	2,341.73	2,341.73
5.3.2.1.3	1.00 Each	Install Surge Tank	1.00	1.00	Detail	U.S. Dollar	3,258.08	3,258.08
5.3.2.1.4	1.00 Each	Tie in Tank	0.38	2.67	Detail	U.S. Dollar	386.72	386.72
5.3.2.1.5	1.00 Each	Surge Tank Accessories	1.00	1.00	Detail	U.S. Dollar	1,049.84	1,049.84
5.3.2.2	1.00 Each	Air Compressor and Receiver	3.00	0.33	Detail	U.S. Dollar	6,568.84	6,568.84

Copyright©1989-2014 Hard Dollar Corp. All Rights Reserved.

CBS Position Code	Quantity	UM	Description	Cost Item Days	Cost UM/Day	Source	Currency	Unit Cost	Total Cost
5.3.2.3	1.00	Each	Air Pipe In Effluent Pump Station	3.00	0.33	Detail	U.S. Dollar	5,402.02	5,402.02
5.3.2.4	1.00	Each	Replace Surge Anticipators Valves	3.00	0.33	Detail	U.S. Dollar	6,758.02	6,758.02
6	1.00	LS	Electrical and Instrumentation	0.00	0.00	Detail	U.S. Dollar	720,000.00	720,000.00
6.1	1.00	LS	Electrical Sub	0.00	0.00	Plug	U.S. Dollar	780,000.00	780,000.00
6.2	1.00	LS	Electrical RAS Pump Deduct	0.00	0.00	Plug	U.S. Dollar	(60,000.00)	(60,000.00)
7	1.00	LS	HVAC	0.00	0.00	Detail	U.S. Dollar	0.00	0.00
8	1.00	LS	Painting	0.00	0.00	Detail	U.S. Dollar	0.00	0.00
9	1.00	LS	Rebar	0.00	0.00	Detail	U.S. Dollar	23,320.00	23,320.00
9.1	1.00	LS	Rebar Sub Pricing	0.00	0.00	Detail	U.S. Dollar	23,320.00	23,320.00
9.1.1	1.00	Each	Rebar Sub - Headworks	0.00	0.00	Plug	U.S. Dollar	23,320.00	23,320.00
9.1.2	1.00	Each	Rebar Sub - plug $300/CY - Surge Tank	0.00	0.00	Quote	U.S. Dollar	0.00	0.00
9.1.3	1.00	Each	Sidewalk - 6cy @ Surge Tank	0.00	0.00	Quote	U.S. Dollar	0.00	0.00
10	1.00	Each	Contingency	0.00	0.00	Detail	U.S. Dollar	140,000.00	140,000.00
10.1	1.00	Each	General Contingency	0.00	0.00	Plug	U.S. Dollar	120,000.00	120,000.00
10.3	1.00	Each	Snow & Weather Related	0.00	0.00	Plug	U.S. Dollar	20,000.00	20,000.00
11	1.00	Each	Painting Allowance (limit to DI Pipe) (moved to Allowance Item	0.00	0.00	Plug	U.S. Dollar	30,000.00	30,000.00
12	1.00	Each	CMAR Fees	0.00	0.00	Detail	U.S. Dollar	0.00	0.00
13	1.00	Each	Bonds and Insurance	0.00	0.00	Detail	U.S. Dollar	0.00	0.00
0.2	1.00	Lump Sum	Prime Bond	0.00	0.00	Detail	U.S. Dollar		28,405.64
0.3	1.00	Lump Sum	Price % Add-On	0.00	0.00	Detail	U.S. Dollar		0.00
0.4	1.00	Lump Sum	Job Financing	0.00	0.00	Plug	U.S. Dollar		0.00
0.5	1.00	Lump Sum	Indirect Cost Escalation	0.00	0.00	Detail	U.S. Dollar		0.00
0.6	1.00	Lump Sum	Direct Cost Escalation	0.00	0.00	Detail	U.S. Dollar		0.00
0.7	1.00	Lump Sum	Indirect Cost Add-On	0.00	0.00	Detail	U.S. Dollar		0.00
0.8	1.00	Lump Sum	Job Management & Equipment	252.00	0.00	Detail	U.S. Dollar		373,313.69
0.9	1.00	Lump Sum	General Expense	0.00	0.00	Detail	U.S. Dollar		61,577.50
0.10	1.00	Lump Sum	Direct Cost Add-On	0.00	0.00	Detail	U.S. Dollar		11,614.26

Category	Total
Labor	768,455.04
Owned Equipment	179,385.20
Rented Equipment	62,348.01
Supplies	28,085.12
Materials	223,285.16
Subcontract	1,428,170.76
Fees	41,800.00
Allowance	226,280.00
Custom Category1	1,720.00

Copyright©1989-2014 Hard Dollar Corp. All Rights Reserved.

$9,000,000 SRF FUNDING

AERATION BASIN AND PLANT UPGRADES PROJECT

KG WALTERS CMAR - PRECONSTRUCTION DESIGN			$ 60,000	
HDR ENGINEERING - DESIGN			$ 1,433,230	
HDR NV - CMAR PROCESS			$ 158,334	
HDR NV - CONSTRUCTION MANAGEMENT			$ 381,631	
KG WALTERS CONSTRUCTION				
GMP -1		$ 1,436,210.00		
GMP-2		$ 1,885,404.00		
GMP-2A		$ 471,795.00		
GMP-3	As Proposed	$ 3,170,161.00		
			$ 6,963,570	
TOTAL			**$ 8,996,765**	**On Target**

DOUGLAS COUNTY LAKE TAHOE SEWER AUTHORITY
Staff Report

Subject / Title:

Authority Manager's Monthly Report – December 2020 / January 2021
A. General Status Report

Staff Recommendation:

None. This is an informational item only.

Discussion/Report:

This item serves to afford the Authority General Manager the opportunity to update the DCLTSA Board of Trustees on select activities over the previous month(s).

1. The 4th Quarter 2020 Treatment Plant Discharge Monitoring Report was submitted to and accepted by the Nevada Division of Environmental Protection and the Federal EPA. Authority Engineer R.O. Anderson is finalizing work on the 2020 Annual Discharge Monitoring Report and the Annual EPA Biosolids Report currently.

2. Several teleconferences have been held between the Authority staff and R.O. Anderson Engineering and Edgewood Companies and their engineer, NCE. These discussions have been concerned with the proximity of the DCLTSA's Trunk Gravity Sewer Interceptor to proposed relocation of a nearby creek and the creation of a new riparian area for the Edgewood Casita Project. If constructed as proposed, the new creek alignment and riparian area could create significant issues with DCLTSA and its ability to service, repair and replace the sewer interceptor in the future. Authority Engineer R.O. Anderson may provide further details.

3. Discussions related to the sewer capacity analysis conducted by Authority Engineer R.O. Anderson have been held between representatives of the Tahoe South Events Center and DCLTSA / R.O. Anderson personnel. Authority Engineer R.O. Anderson may provide greater detail in his report.

4. DCLTSA staff replaced a 52-year-old failing plant drain pump with a new and improved model. During this work, staff also added in several valves as well as new piping which will allow the Treatment Plant personnel to drain and clean the Aeration Basins much more efficiently and effectively. Doing these two projects with in-house DCLTSA talent conservatively saved the Authority between 10,000 and 20,000 dollars rather than having an outside contractor do the work. I would estimate the savings to be greater than that, given the amount of time that was saved overall. (photos attached)

5. DCLTSA Maintenance staff have converted one of two large raw sewage pumps to state-of-the-art mechanical seals during this period. The staff should have the second pump mechanical seal conversion completed by the mid-February 2021. Installation of efficient mechanical seals is estimated to cut seal water usage at the Main Pump Station

by at least 50%. This should save about $500.00 in water bills on a month-over-month basis when completed. (photo attached)

6. Authority Accountant Ying Johnson has generated a spreadsheet to track the tonnage of biosolids generated by the Treatment Plant on a monthly and annual basis. For calendar year 2020, DCLTSA sent 1,303 tons of biosolids to Bently for beneficial reuse.

7. Numerous meetings have been held related to the Treatment Plant Upgrades Project as the details of Guaranteed Maximum Price package #3 were refined. Several opportunities to reduce costs have been realized during this process. The project continues to be on time and on budget and it is anticipated that much of the major equipment packages will begin to arrive on-site at the Treatment Plant as soon as March-April 2021. I would like to take this opportunity to thank all involved at HDR Engineering, K.G. Walters Construction and the Authority staff for their diligence, attention to detail and hard work in bringing this major project forward.



Removal of 52-year-old Plant Drain Pump.



Authority personnel readying new pipe work for Plant Drain and Aeration Basin Drain modifications.



Authority staff at the Main Pump Station installing new mechanical seal.

R O Anderson

February 1, 2021

Via E-mail

Board of Directors
DOUGLAS COUNTY LAKE TAHOE SEWER AUTHORITY
P.O. Box 578
Zephyr Cove, NV 89448

Authority Engineer's Monthly Report – February 2021

Dear Members of the Board:

The following report presents a summary of activities undertaken on behalf of the Authority since our last meeting together on December 2, 2020. During this period, we provided General Engineering and Project Review Services on projects as assigned. The following paragraphs provide a brief description of these efforts and progress related to each specific task.

General Engineering Services: R.O. Anderson Engineering, Inc. (ROA) assisted and participated with Authority personnel on various engineering-related assignments on an as-requested basis. In addition to these activities, we have participated in the following specific tasks:

- Annual Reports: We completed the efforts required to verify and assemble the annual Discharge Monitoring Reports (DMR) required for the Treatment Plant and Park Ranch Reuse. These reports were timely submitted in advance of NDEP's deadline (January 28). We have initiated our efforts on the biosolids monitoring report that is due to EPA on February 19th. We have also assimilated the data required for the Annual Flow Report. We expect to complete a draft of the flow report for discussion with DCLTSA staff mid-February.

- Edgewood Golf Course Creek (Interceptor Relocation) Project Review: During this period, we have had further discussions with representatives of Edgewood regarding this project. After further review of additional details that were provided by their representatives, on January 25th, the Sewer Authority communicated the required separation criteria of the proposed Edgewood Creek and its associated riparian areas from the existing or proposed interceptor. Specifically, the criteria included a minimum separation of 10 feet from the existing (or proposed sewer interceptor) to the creek or edge of the planned riparian areas with an allowance of one creek crossing, which is necessary and frankly unavoidable at the north end of the project area.

Physical
1603 Esmeralda Avenue
Minden, Nevada 89423
P 775.782.2322

Mailing
P.O. Box 2229
Minden, Nevada 89423
P 775.782.2322

OFFICES
Minden, Nevada
Reno, Nevada

In furtherance of this directive, earlier today representatives of Edgewood shared an updated plan sheet demonstrating their initial efforts at compliance with that direction, which included relocating the proposed creek and associated riparian areas further east from the existing and proposed alignment of the sewer interceptor. There remains some questions and details about the final design that their design engineer is working through. We will continue to work with representatives of Edgewood to review and respond to their questions as needed to ensure the Authority's directives are accomplished in the final design. I will be prepared during the Board meeting to share the most recent exhibits we've received from Edgewood's representatives.

- Metering Reconciliation (February 19, 2020 – December 31, 2020): Attached for your consideration please find updated flow meter reconciliation graphs for the period of February 19, 2020 through December 31, 2020, as well as similar graphs for the 4th quarter 2020. One set of these graphs document the correlation of the flows as measured at the plant's Influent Meter to combined meter readings from KGID, the Beach Pump Station and the LaserFlow meter. This set of graphs demonstrate a very strong correlation between the total flows from the individual meters to the plant's meter. The data for the full time period of over 10 months, indicate a difference of flows of less than 4%. After November 15th, when the new TDD meter was installed and made operational the difference in measured flows of the individual meters to the plant's influent meter is less than 1%.

  The second set of graphs provide a comparison of flows from the individual meters over the two time periods (February 19th – December 31st; and 4th quarter 2020).

Project Review Services: We have provided review services for development projects that are requesting future collection or treatment services from DCLTSA. During this period, we have performed such services for the following projects:

- Tahoe South Event Center (TSEC): Bob Tamborski with International Coliseums Company, the project representative, contacted us and DCLTSA staff members for clarification of the conditional plan approval, specifically the condition to replace two segments of existing sewer pipe that were calculated to be undersized for the estimated TSEC flows. At this time, based on his comments we anticipate this construction would occur in 2022, but in advance of the planned January 2023 opening.

- Tahoe Beach Club Phase II: The plan review letter for the first plan submittal was issued on January 6, 2021. The proposed design will add gravity collection infrastructure to DCLTSA's assets and is generally acceptable. There were several comments that require resubmittal with clarification of assumed information and resolution of potential conflicts of proposed improvements with existing DCLTSA infrastructure.

- Edgewood Villas: We have also provided initial coordination between DCLTSA and Edgewood for the first plan submittal for this project, which includes construction of four new residential structures. The plans were received by DCLTSA on December 29, 2020. To date we have performed a preliminary review of the designs, which appear to be quite complete. We expect to complete a draft review letter in early February that may include requesting some additional information.

I will be present during the Board meeting and available then to review this information in greater detail, as well as address any specific questions or concerns Board members might have relative to these subjects. Thank you for your continued confidence and the opportunity to provide these services.

Yours faithfully,

R.O. ANDERSON ENGINEERING, INC.

Robert O. Anderson, PE, WRS, CFM
Principal Engineer

Attachments

cc: Jim Cavilia, Esq.
Paula East-Janicki
Rob Hopkins

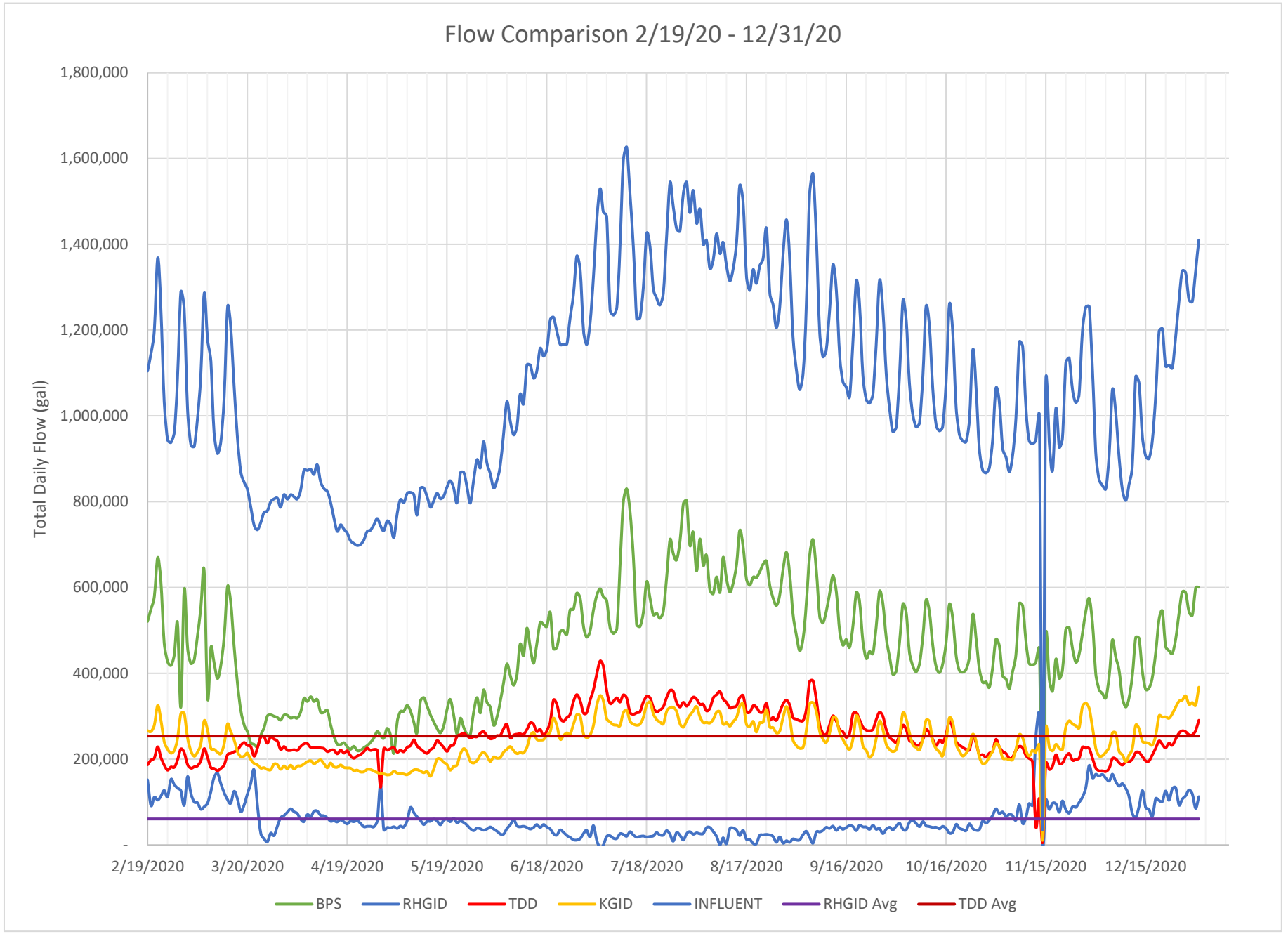
Flow Comparison 2/19/20 - 12/31/20
Total Daily Flow (gal)
1,800,000
1,600,000
1,400,000
1,200,000
1,000,000
800,000
600,000
400,000
200,000
-
2/19/2020
3/20/2020
4/19/2020
5/19/2020
6/18/2020
7/18/2020
8/17/2020
9/16/2020
10/16/2020
11/15/2020
12/15/2020
BPS
RHGID
TDD
KGID
INFLUENT
RHGID Avg
TDD Avg

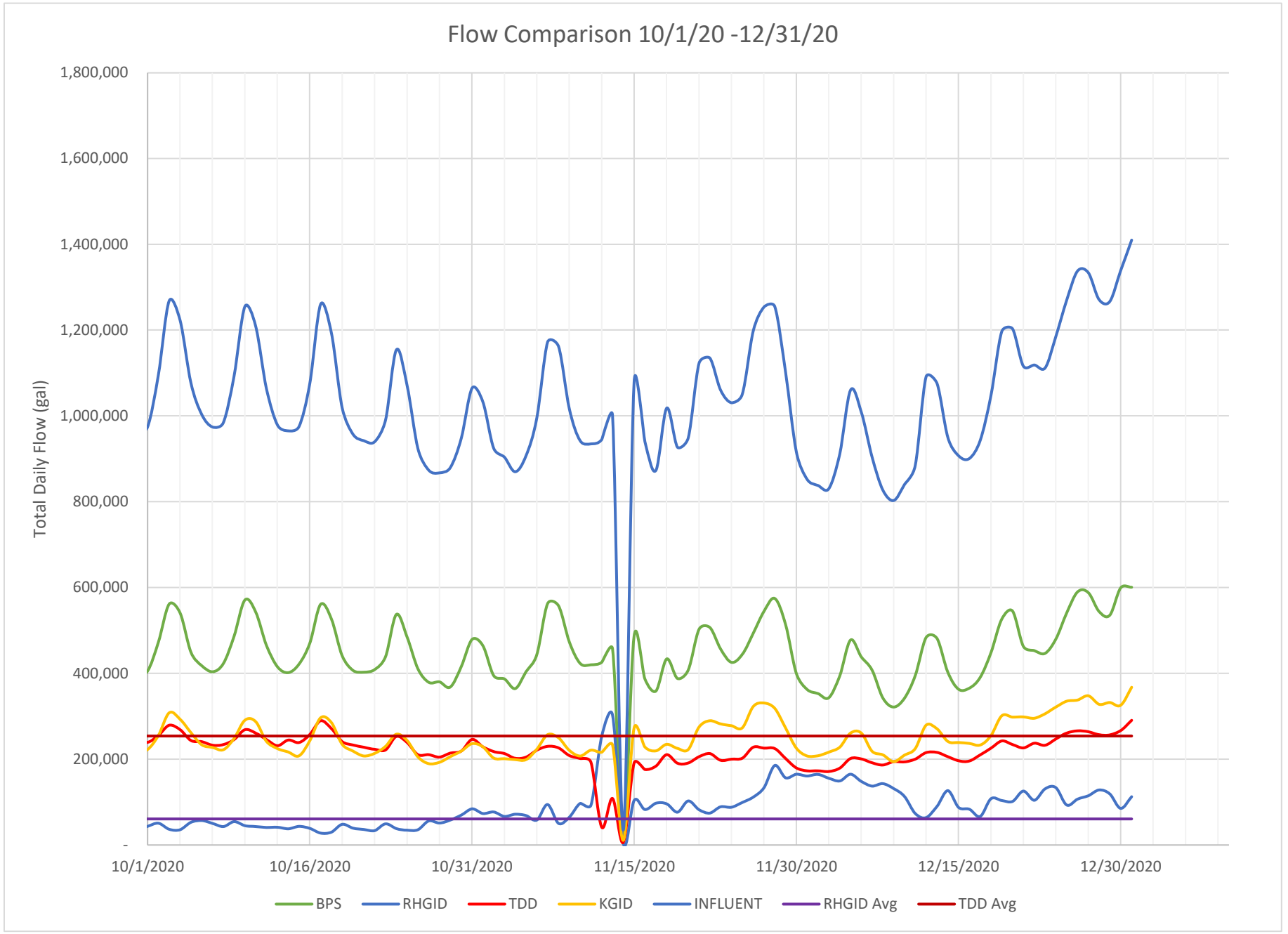
Flow Comparison 10/1/20 -12/31/20
Total Daily Flow (gal)
1,800,000
1,600,000
1,400,000
1,200,000
1,000,000
800,000
600,000
400,000
200,000
-
10/1/2020
10/16/2020
10/31/2020
11/15/2020
11/30/2020
12/15/2020
12/30/2020
BPS
RHGID
TDD
KGID
INFLUENT
RHGID Avg
TDD Avg

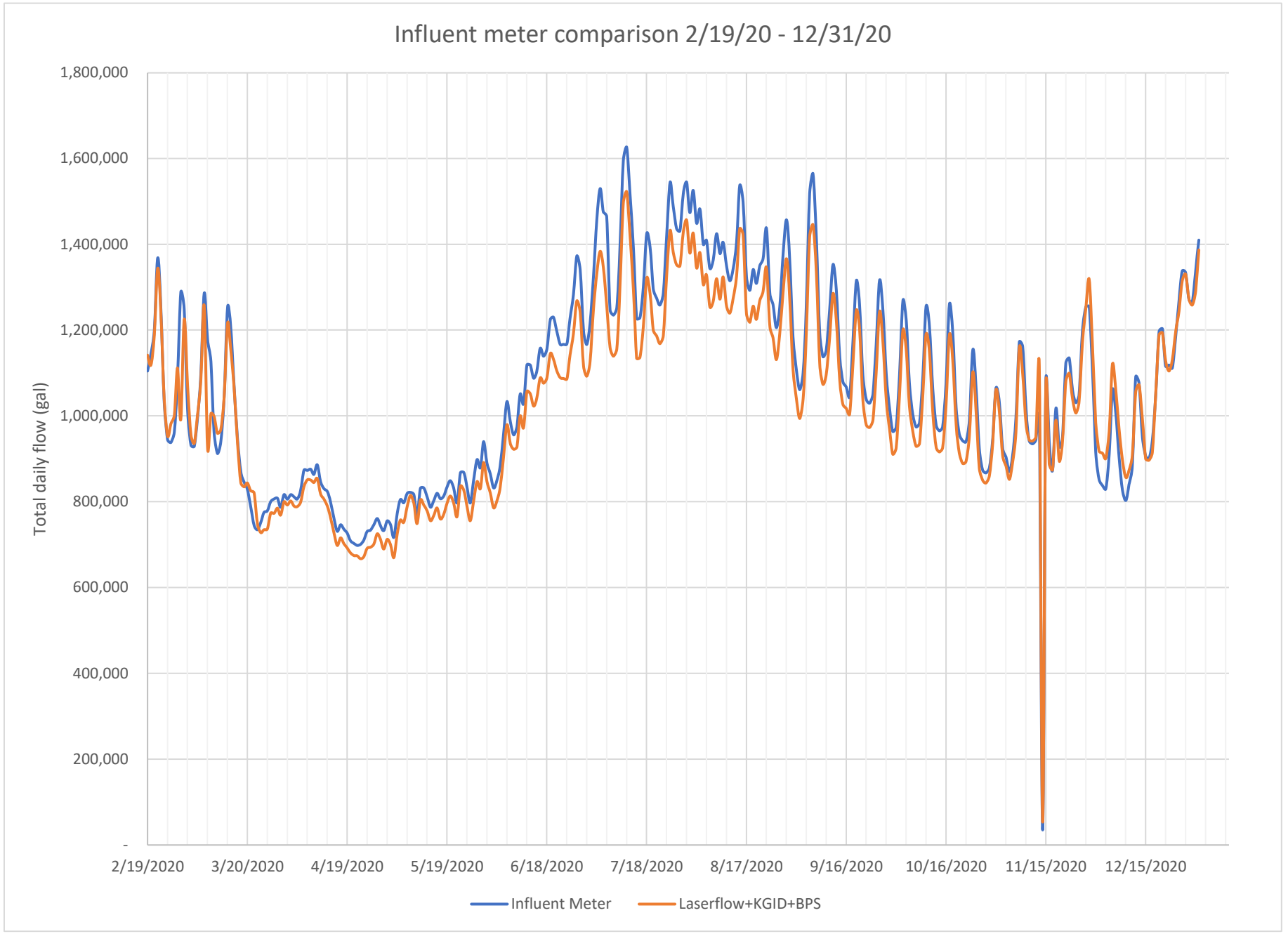
Influent meter comparison 2/19/20 - 12/31/20
Total daily flow (gal)
1,800,000
1,600,000
1,400,000
1,200,000
1,000,000
800,000
600,000
400,000
200,000
-
2/19/2020
3/20/2020
4/19/2020
5/19/2020
6/18/2020
7/18/2020
8/17/2020
9/16/2020
10/16/2020
11/15/2020
12/15/2020
Influent Meter
Laserflow+KGID+BPS

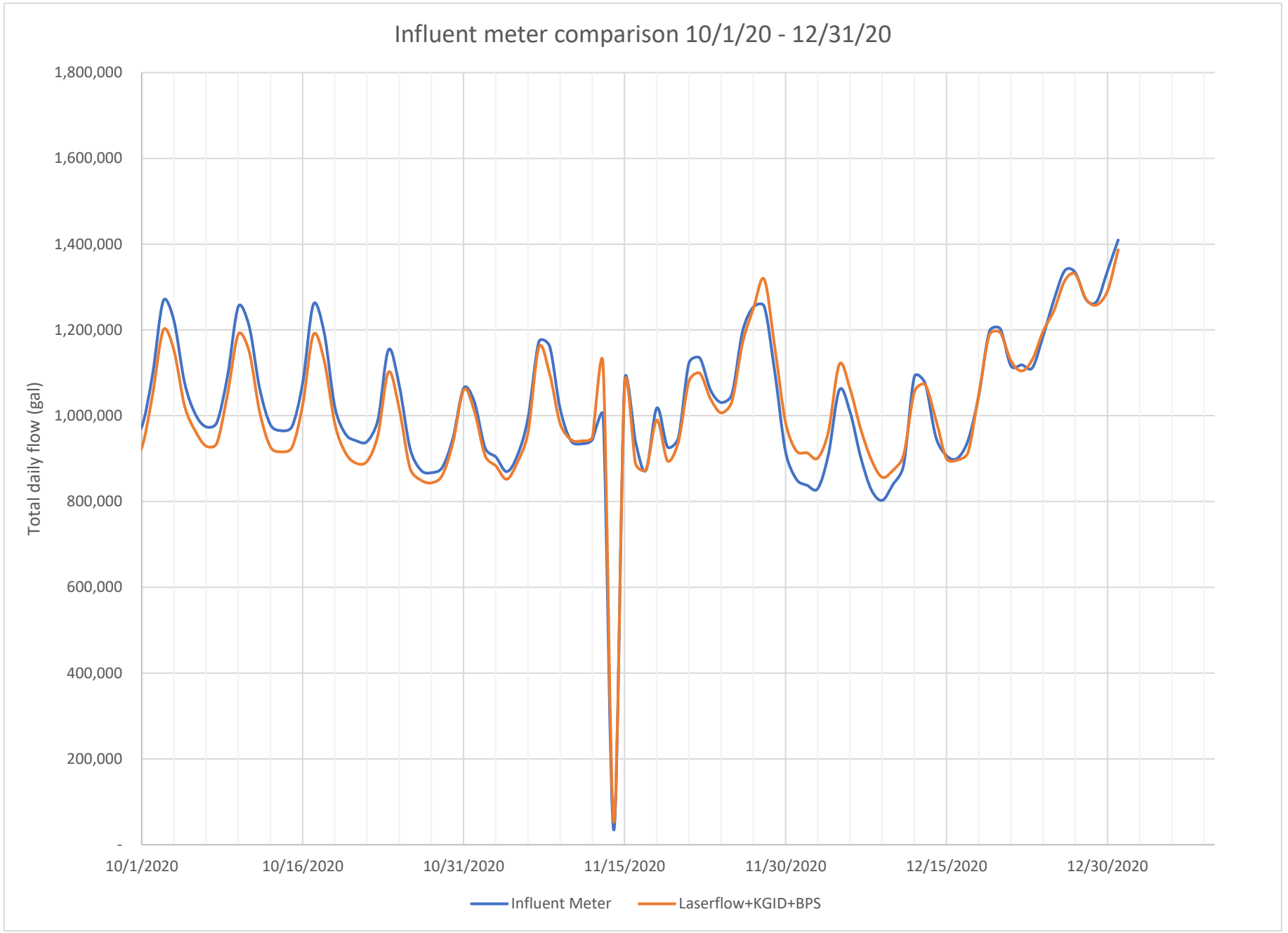
Influent meter comparison 10/1/20 - 12/31/20
Total daily flow (gal)
1,800,000
1,600,000
1,400,000
1,200,000
1,000,000
800,000
600,000
400,000
200,000
-
10/1/2020
10/16/2020
10/31/2020
11/15/2020
11/30/2020
12/15/2020
12/30/2020
Influent Meter
Laserflow+KGID+BPS

AUTHORITY CONTROLLER'S

BOARD REPORT – February 3, 2021

General Status Report

At the end of December, our operating expenses were a little more than 5.6% under budget.

Status of Billing

Of the $1.8 million we've billed this year so far, as of December 28 there was $451,000 outstanding. Of that, more than $380,000 is from commercial users who typically pay their bills on the last day of the month.

Flow Calculations

Ying has been working to reconcile commercial flows and I have been working with Sue McReavy on the division of flows between all of the districts. The annual flow report will be finalized this month and ready for presentation at the next Board meeting. The really good news from my perspective is that for the months of December and January, there was less than a variance between the Plant influent meter and the total of all our districts' registered flows.

Timing of Board Meetings for Budget Purposes

In the past we have adopted the tentative budget for the next fiscal year at the March Board meeting, but I'd like to be able to discuss the flow divisions with each of you and the General Managers for each district before they adopt their own tentative budgets. Therefore, I would suggest that we have the March meeting in one month on March 3rd and then the April meeting on April 7 to adopt the tentative budget.

That meets the State's timeline of submitting the tentative budget to them before April 15.

The normal 3rd Wednesday of the month for the May meeting fits the State's timeline for holding the final hearing of the budget, so that meeting would be May 19.

These dates are subject, of course to the Trustee's availabilities.

Investment Report

We have almost $9.9 million dollars invested in liquid Wells Fargo and Local Government Investment Pool (LGIP) accounts and longer- term laddered CD's. Those amounts do not include the loan proceed or reserve accounts. Since the last meeting we had two more CDs mature, and I reinvested them in the LGIP. LGIP accounts are entirely liquid so if CD interest rates begin climbing, we can take advantage of that and switch back to CD's.

Claims and Check Register

I put copies of the wires and check register from December 2, 2020 through January 31, 2021 in the Board packet. If there are no questions, when we can get together again, I will ask that the Treasurer sign them and return them to me for our records.

DOUGLAS COUNTY LAKE TAHOE SEWER AUTHORITY

JULY - DECEMBER 2020 - 2021 BUDGET VS. ACTUAL

	DECEMBER	Budgeted	Variance	Comments
Salaries	$ 603,974.71	$ 631,922.00	$ 27,947.29	
OT/Callback	$ 7,793.86	$ 9,479.00	$ 1,685.14	
Holiday	$ 9,189.55	$ 9,595.50	$ 405.95	7 out of 11 annual holidays
NTD	$ -		$ -	
Longevity	$ 3,985.00	$ 2,535.00	$ (1,450.00)	Paid Yearly - December
Stand-By Pay	$ 7,827.02	$ 6,266.00	$ (1,561.02)	Increased Standby Hours
Health Insurance	$ 149,839.71	$ 178,104.50	$ 28,264.79	
State Retirement (PERS)	$ 167,085.09	$ 187,411.50	$ 20,326.41	
SIIS (Workers Comp)	$ 21,548.00	$ 19,788.50	$ (1,759.50)	Larger Annual Increase than Budgeted
Medicare Tax	$ 9,891.69	$ 9,567.00	$ (324.69)	
Unemployment Insurance	$ 45.00	$ -	$ (45.00)	EMRB Annual Fee
Contract Svcs	$ -	$ -	$ -	
OPEB Expense	$ 33,256.92	$ 15,000.00	$ (18,256.92)	Significantly under-budgeted
Salaries/Benefits	**$ 1,014,436.55**	**$ 1,069,669.00**	**$ 55,232.45**	

JULY - DECEMBER 2020 - 2021 BUDGET VS. ACTUAL

	DECEMBER	Budgeted	Variance	Comments
Electric Power	$ 107,501.00	$ 116,375.00	$ 8,874.00	
Electric Power - BPS	$ 5,604.98	$ 6,500.00	$ 895.02	
Electric Power - MPS	$ 24,921.95	$ 27,500.00	$ 2,578.05	
Natural Gas	$ 3,289.67	$ 5,750.00	$ 2,460.33	
Natural Gas - BPS	$ 357.60	$ 750.00	$ 392.40	
Natural Gas - MPS	$ 182.79	$ 200.00	$ 17.21	
Water	$ 6,332.77	$ 6,200.00	$ (132.77)	
Water - BPS	$ 1,730.75	$ 2,000.00	$ 269.25	
Water - MPS	$ 4,529.31	$ 5,450.00	$ 920.69	
Solid Waste Removal	$ 2,116.38	$ 2,027.50	$ (88.88)	
Utilities	**$ 156,567.20**	**$ 172,752.50**	**$ 16,185.30**	
Chemicals	$ 35,276.49	$ 35,000.00	$ (276.49)	
Lab Supplies	$ 1,727.36	$ 625.00	$ (1,102.36)	Doing more daily tests
Supplies	$ -	$ -	$ -	
Chemicals/Supplies	**$ 37,003.85**	**$ 35,625.00**	**$ (1,378.85)**	
Legal Services	$ 18,270.00	$ 23,500.00	$ 5,230.00	
Accounting	$ 41,289.67	$ 26,425.00	$ (14,864.67)	Will smooth - annual audit fees included
Legal/Accounting	**$ 59,559.67**	**$ 49,925.00**	**$ (9,634.67)**	

JULY - DECEMBER 2020 - 2021 BUDGET VS. ACTUAL

	DECEMBER	Budgeted	Variance	Comments
Engineering	$ 34,304.00	$ 35,000.00	$ 696.00	ROA - December Estimated
Engineering - BPS	$ -	$ -	$ -	
Engineering - MPS	$ -	$ -	$ -	
Engineering - In-District	$ -	$ -	$ -	
Consulting	$ 13,600.00	$ 17,000.00	$ 3,400.00	
Engineering/Consulting	**$ 47,904.00**	**$ 52,000.00**	**$ 4,096.00**	
Maintenance Export Line	$ -	$ 9,750.00	$ 9,750.00	
Maintenance Collection System	$ 31,500.00	$ 37,250.00	$ 5,750.00	
Repairs Collection System	$ -	$ 3,250.00	$ 3,250.00	
Computer Maintenance/Supplies	$ 1,755.40	$ 3,250.00	$ 1,494.60	
Annual Software Licenses	$ 6,364.32	$ 12,250.00	$ 5,885.68	
SCADA Support	$ 5,398.11	$ 9,000.00	$ 3,601.89	
Repairs - Vehicles	$ 4,366.48	$ 6,025.00	$ 1,658.52	
Repairs - Mechanical	$ 18,251.13	$ 22,500.00	$ 4,248.87	
Repairs - Mechanical BPS	$ 1,594.44	$ 5,000.00	$ 3,405.56	
Repairs - Mechanical MPS	$ 1,997.99	$ 5,500.00	$ 3,502.01	

JULY - DECEMBER 2020 - 2021 BUDGET VS. ACTUAL

	DECEMBER	Budgeted	Variance	Comments
Emergency Repairs	$ 45,484.63	$ -	$ (45,484.63)	Not Budgeted
Repairs Bldg & Grounds	$ 3,091.93	$ 6,400.00	$ 3,308.07	
Repairs Bldg & Grounds - BPS	$ -	$ 750.00	$ 750.00	
Repairs Bldg & Grounds - MPS	$ -	$ -	$ -	
Repairs Heating	$ -	$ 412.50	$ 412.50	
Repairs Heating	$ -	$ 1,000.00	$ 1,000.00	
Repairs Heating	$ -	$ -	$ -	
Repairs Electrical	$ 336.20	$ 1,337.50	$ 1,001.30	
Repairs Electrical	$ -	$ 1,000.00	$ 1,000.00	
Repairs Electrical	$ -	$ 250.00	$ 250.00	
Repairs Instruments	$ 8,658.00	$ 5,000.00	$ (3,658.00)	Annual Smartcover Support
Equipment Rental	$ 568.89	$ 3,500.00	$ 2,931.11	
Maintenance Supplies	$ 1,615.74	$ 3,550.00	$ 1,934.26	
Safety Equipment	$ 4,964.98	$ 4,000.00	$ (964.98)	
Odor Control System Maintenance	$ -	$ 9,500.00	$ 9,500.00	
Repairs/Maintenance	**$ 135,948.24**	**$ 150,475.00**	**$ 14,526.76**	
Casualty Insurance	$ 40,966.98	$ 45,000.00	$ 4,033.02	
Pollution Liability Insurance	$ -	$ -	$ -	
Insurance	**$ 40,966.98**	**$ 45,000.00**	**$ 4,033.02**	

JULY - DECEMBER 2020 - 2021 BUDGET VS. ACTUAL

	DECEMBER	Budgeted	Variance	Comments
Telephone	$ 12,891.58	$ 10,250.00	$ (2,641.58)	Telephone system repair X 2
Telephone	$ 507.81	$ 825.00	$ 317.19	
Telephone	$ -	$ -	$ -	
Small Tools & Equipment	$ 2,770.23	$ 3,512.50	$ 742.27	
Laundry and Linen	$ 475.90	$ 1,750.00	$ 1,274.10	
Forest Svc. Fee	$ -	$ 250.00	$ 250.00	
Training, Dues & Subscriptions	$ 1,458.00	$ 2,500.00	$ 1,042.00	
Office Expenses	$ 4,830.90	$ 6,000.00	$ 1,169.10	
Travel	$ -	$ -	$ -	
Sample Testing	$ 15,520.32	$ 21,362.50	$ 5,842.18	
Operating Lease	$ -	$ -	$ -	
Biosolids Disposal	$ 28,355.16	$ 30,000.00	$ 1,644.84	
Underground Service Alert	$ 247.07	$ 250.00	$ 2.93	Ann. Membership Fee
Permit Fees	$ 7,908.00	$ 6,625.00	$ (1,283.00)	Most Paid at Beginning of Year
Bank Fees	$ 4,613.96	$ 2,850.00	$ (1,763.96)	Under-budgeted for security enhancements
Other Operating Expenses	**$ 79,578.93**	**$ 86,175.00**	**$ 6,596.07**	
Fuels and Lubricants	$ 5,064.74	$ 10,430.00	$ 5,365.26	
Fuels & Lubricants	**$ 5,064.74**	**$ 10,430.00**	**$ 5,365.26**	
Total Operating Expenses Thru DECEMBER	**$ 1,577,030.16**	**$ 1,672,051.50**	**$ 95,021.34**	
			5.68%	

Douglas County Lake Tahoe Sewer Auth.

GL Entry Report - Batch Order

Year: 2021 / Date: 12/2/2020 - 2/3/2021

Entry #	Date	Document	Job	Account	Description	Debits	Credits	Balance
BATCH: 7049	**JOURNAL: B**	**STATUS: Posted**	**PERIOD: 2021 - 6**	**CREATED: 12/03/20 by YHJ**				
132082	12/15/20			414.1100	NOVEMBER PERS CONTRIBS	$13,682.90	$0.00	$13,682.90
132083	12/15/20			415.1100	NOVEMBER PERS CONTRIBS	$13,682.91	$0.00	$27,365.81
132084	12/15/20			101.1000	NOVEMBER PERS CONTRIBS	$0.00	$27,365.81	$0.00
					BATCH 7,049 TOTALS:	**$27,365.81**	**$27,365.81**	**$0.00**
BATCH: 7056	**JOURNAL: B**	**STATUS: Posted**	**PERIOD: 2021 - 7**	**CREATED: 12/09/20 by YHJ**				
132123	01/04/21			265.4000	SRF DEBT SVC. PAYMENT	$58,396.87	$0.00	$58,396.87
132124	01/04/21			705.4000	SRF DEBT SVC. PAYMENT	$11,851.70	$0.00	$70,248.57
132125	01/04/21			706.4000	SRF DEBT SVC. PAYMENT	$21,487.66	$0.00	$91,736.23
132126	01/04/21			101.4000	SRF DEBT SVC. PAYMENT	$0.00	$91,736.23	$0.00
					BATCH 7,056 TOTALS:	**$91,736.23**	**$91,736.23**	**$0.00**
BATCH: 7074	**JOURNAL: B**	**STATUS: Posted**	**PERIOD: 2021 - 7**	**CREATED: 12/28/20 by YHJ**				
132385	01/15/21			414.1100	DEC. PERS CONTRIBS	$13,668.36	$0.00	$13,668.36
132386	01/15/21			415.1100	DEC. PERS CONTRIBS	$13,668.37	$0.00	$27,336.73
132387	01/15/21			101.1000	DEC. PERS CONTRIBS	$0.00	$27,336.73	$0.00
					BATCH 7,074 TOTALS:	**$27,336.73**	**$27,336.73**	**$0.00**
BATCH: 7091	**JOURNAL: B**	**STATUS: Posted**	**PERIOD: 2021 - 7**	**CREATED: 01/12/21 by YHJ**				
132542	01/11/21			480.1100	2020 BANK FEES	$8,845.73	$0.00	$8,845.73
132543	01/11/21			101.1000	2020 BANK FEES	$0.00	$8,845.73	$0.00
					BATCH 7,091 TOTALS:	**$8,845.73**	**$8,845.73**	**$0.00**
BATCH: 7101	**JOURNAL: B**	**STATUS: Posted**	**PERIOD: 2021 - 7**	**CREATED: 01/21/21 by YHJ**				
132618	01/20/21			417.1100	2Q WORKERS' COMP	$10,774.00	$0.00	$10,774.00
132619	01/20/21			101.1000	2Q WORKERS' COMP	$0.00	$10,774.00	$0.00
					BATCH 7,101 TOTALS:	**$10,774.00**	**$10,774.00**	**$0.00**
					TOTAL OF ALL JOURNAL(S):	**$166,058.50**	**$166,058.50**	

Douglas County Lake Tahoe Sewer Auth.

AP Check Register (Current by Bank)

Check Dates: 12/2/2020 to 2/3/2021

Check No.	Date	Status*		Vendor ID	Payee Name	Amount
BANK ID: WFCHK - WELLS FARGO CHECKING						**101.1000**
9884	12/10/20	V	12/10/20	ONETIM	Test Alignment Chk: 9884	
9885	12/10/20	P		AB01	A-1 NATIONAL FIRE CO.	$58.75
9886	12/10/20	P		AL01	ALLISON, MACKENZIE, Pavlakis	$4,005.00
9887	12/10/20	P		BE15	BENTLY FAMILY LTD PARTNERSHIP	$877.80
9888	12/10/20	P		CA12	CARSON VALLEY OIL CO., INC.	$522.30
9889	12/10/20	P		BLAKE	CHARLES DAVID BLAKE	$601.98
9890	12/10/20	P		NA12	CHERYL NAFIE	$615.72
9891	12/10/20	P		CME	CONST. MATERIALS ENGINEERS	$35,312.50
9892	12/10/20	P		CORE	CORE UTILITIES, INC.	$500.00
9893	12/10/20	P		CY10	CYMA SYSTEMS, INC.	$170.00
9894	12/10/20	P		DTS	DIGITAL TECHNOLOGY SOLUTIONS	$500.00
9895	12/10/20	P		BLM01	DOI/BLM	$432.82
9896	12/10/20	P		EIDEB	EIDE BAILLY LLP	$4,500.00
9897	12/10/20	P		FASTEN	FASTENAL COMPANY	$29.40
9898	12/10/20	P		FREDH	FRED HOWARD	$564.41
9899	12/10/20	P		FR01	FRONTIER	$586.85
9900	12/10/20	P		GADDIS	GADDIS INCORPORATED	$841.02
9901	12/10/20	P		HDR01	HDR, ENGINEERING, INC.	$55,996.52
9902	12/10/20	P		HOMETO	HOMETOWN HEALTH	$21,870.42
9903	12/10/20	P		BOU11	BOULDER EXTERMINATORS, INC	$100.00
9904	12/10/20	P		PA13	JAMES PADILLA	$543.48
9905	12/10/20	P		SHAW	JOHN SHAW CONSULTING, LLC	$11,700.00
9906	12/10/20	P		IKE01	KELVIN IKEHARA	$360.03
9907	12/10/20	P		KI12	KINGSBURY HARDWARE	$31.65
9908	12/10/20	P		LIBERT	LIBERTY UTILITIES	$34.89
9909	12/10/20	P		LIT01	LITIGATION SERVICES & TECH	$837.65
9910	12/10/20	P		AGUILA	MANNY AGUILAR	$135.50
9911	12/10/20	P		MET11	METLIFE - GROUP BENEFITS	$2,411.51
9912	12/10/20	P		MO19	MOTION INDUSTRIES, INC.	$25.06
9913	12/10/20	P		MOU02	MOUNTAIN ALARM	$159.00
9914	12/10/20	P		NV01	NV ENERGY	$13,945.98
9915	12/10/20	P		OREILL	O'REILLY AUTOMOTIVE, INC.	$304.22
9916	12/10/20	P		OLIN	OLIN CORP - CHLOR ALKALI	$4,280.92
9917	12/10/20	P		EA13	PAULA EAST-JANICKI	$644.95
9918	12/10/20	P		VAN1	RICK VAN HORN	$264.21
9919	12/10/20	P		RO12	ROUND HILL GENERAL IMP. DIST.	$454.40
9920	12/10/20	P		SIN01	SINNETT CONSULTING SVCS., LLC	$175.00
9921	12/10/20	P		ST09	STANDARD INSURANCE COMPANY	$909.50
9922	12/10/20	P		NE42	STATE OF NV. P.E.B.P.	$1,489.50
9923	12/10/20	P		SU13	SUMMIT PLUMBING CO., LLC	$9,450.00
9924	12/10/20	P		TE11	TESCO CONTROLS INC	$1,044.84
9925	12/10/20	P		US12	USABLUEBOOK	$1,038.51
9926	12/10/20	P		VER	VERIZON	$316.50
9927	12/10/20	P		VI12	VISION SERVICE PLAN - (AT)	$337.32
9928	12/10/20	P		WE12	Western Envir. Testing Lab	$1,533.88
9929	12/10/20	P		WE18	WESTERN NEVADA SUPPLY CO.	$1,063.47
9930	12/10/20	P		WHITER	WHITE ROCK CONSTRUCTION, INC.	$911,487.18
9931	12/10/20	P		WORKS	WORKSMART AUTOMATION, INC.	$968.75
9932	12/22/20	P		AL17	ALHAMBRA	$65.32
9933	12/22/20	P		BE15	BENTLY FAMILY LTD PARTNERSHIP	$1,044.26
9934	12/22/20	P		CH15	CHARTER COMMUNICATIONS	$174.95
9935	12/22/20	P		GR13	GRAINGER	$618.45
9936	12/22/20	P		HDR01	HDR, ENGINEERING, INC.	$790.50
9937	12/22/20	P		SIERRA	DBA SIERRA OFFICE SOLUTIONS	$102.66
9938	12/22/20	P		KGW	K.G. WALTERS CONSTRUCTION CO.	$408,923.49
9939	12/22/20	P		KI11	KINGSBURY GENERAL IMP. DIST.	$1,184.22

*** Check Status Types: "P" - Printed ; "M" - Manual ; "V" - Void (Void Date); "A" - Application; "E" - EFT**
**** Denotes broken check sequence.**

Douglas County Lake Tahoe Sewer Auth.

AP Check Register (Current by Bank)

Check Dates: 12/2/2020 to 2/3/2021

Check No.	Date	Status*	Vendor ID	Payee Name	Amount
9940	12/22/20	P	LEWIS	LEWIS ROCA ROTHGERBER CHRISTIE	$19,927.50
9941	12/22/20	P	LIT01	LITIGATION SERVICES & TECH	$999.75
9942	12/22/20	P	POL10	POLYDYNE INC.	$5,520.00
9943	12/22/20	P	AN12	R.O. ANDERSON ENGINEERING, INC	$8,865.03
9944	12/22/20	P	COOK	ROBERT COOK	$2,100.00
9945	12/22/20	P	RO12	ROUND HILL GENERAL IMP. DIST.	$433.10
9946	12/22/20	P	SIL4	SILVER STATE ANALYTICAL LAB	$635.00
9947	12/22/20	P	SO10	SOUTH TAHOE REFUSE, INC.	$147.30
9948	12/22/20	P	SO13	SOUTHWEST GAS CORP.	$1,227.21
9949	12/22/20	P	SU13	SUMMIT PLUMBING CO., LLC	$1,447.50
9950	12/22/20	P	TA01	TAHOE BASIN CONTAINER SVC.,INC	$2,384.50
9951	12/22/20	P	R&SOPT	R & S OPTIMUM OFFSET	$299.00
9952	12/22/20	P	WF01	WELLS FARGO	$5,590.50
9953	12/22/20	P	WE12	Western Envir. Testing Lab	$948.28
9954	12/22/20	P	WE18	WESTERN NEVADA SUPPLY CO.	$475.41
9955	01/11/21	P	BE15	BENTLY FAMILY LTD PARTNERSHIP	$429.94
9956	01/11/21	P	BJG	BJG ARCHITECTURE & ENGINEERING	$7,695.00
9957	01/11/21	P	CA12	CARSON VALLEY OIL CO., INC.	$1,005.51
9958	01/11/21	P	CH15	CHARTER COMMUNICATIONS	$86.24
9959	01/11/21	P	CODALE	CODALE ELECTRIC SUPPLY	$735.88
9960	01/11/21	P	ECC	EQUIVALENT CONTROLS CORP	$9,868.51
9961	01/11/21	P	FREDH	FRED HOWARD	$564.41
9962	01/11/21	P	FR01	FRONTIER	$586.84
9963	01/11/21	P	GADDIS	GADDIS INCORPORATED	$279.95
9964	01/11/21	P	HDR01	HDR, ENGINEERING, INC.	$13,979.40
9965	01/11/21	P	HOMETO	HOMETOWN HEALTH	$17,576.30
9966	01/11/21	P	IKE01	KELVIN IKEHARA	$360.03
9967	01/11/21	P	KI12	KINGSBURY HARDWARE	$51.01
9968	01/11/21	P	LIBERT	LIBERTY UTILITIES	$33.84
9969	01/11/21	P	AGUILA	MANNY AGUILAR	$135.50
9970	01/11/21	P	MET11	METLIFE - GROUP BENEFITS	$1,865.49
9971	01/11/21	P	NV01	NV ENERGY	$20,610.08
9972	01/11/21	P	OREILL	O'REILLY AUTOMOTIVE, INC.	$197.36
9973	01/11/21	P	EA13	PAULA EAST-JANICKI	$704.69
9974	01/11/21	P	VAN1	RICK VAN HORN	$264.21
9975	01/11/21	P	COOK	ROBERT COOK	$2,100.00
9976	01/11/21	P	ST09	STANDARD INSURANCE COMPANY	$632.34
9977	01/11/21	P	NE42	STATE OF NV. P.E.B.P.	$1,489.50
9978	01/11/21	P	SU13	SUMMIT PLUMBING CO., LLC	$4,725.00
9979	01/11/21	P	SUNSH	SUNSHINE LITIGATION SERVICES	$3,426.40
9980	01/11/21	P	US12	USABLUEBOOK	$76.28
9981	01/11/21	P	VER	VERIZON	$316.44
9982	01/11/21	P	VI12	VISION SERVICE PLAN - (AT)	$272.36
9983	01/11/21	P	WE10	WEDCO INC.	$384.03
9984	01/11/21	P	WE12	Western Envir. Testing Lab	$1,169.50
9985	01/11/21	P	WE18	WESTERN NEVADA SUPPLY CO.	$5,547.77
9986	01/11/21	P	JI	YING JI	$123.25
9987	01/20/21	P	AL17	ALHAMBRA	$54.86
9988	01/20/21	P	AL01	ALLISON, MACKENZIE, Pavlakis	$5,475.00
9989	01/20/21	P	AXION	AXION ENGINEERING, LLC	$15,945.00
9990	01/20/21	P	BE15	BENTLY FAMILY LTD PARTNERSHIP	$1,569.96
9991	01/20/21	P	CH15	CHARTER COMMUNICATIONS	$89.98
9992	01/20/21	P	DELL	DELL MARKETING, L.P.	$3,082.66
9993	01/20/21	P	HEFFER	ERIC HEFFERNON	$74.85
9994	01/20/21	P	HDR01	HDR, ENGINEERING, INC.	$26,945.07
9995	01/20/21	P	SIERRA	DBA SIERRA OFFICE SOLUTIONS	$89.38
9996	01/20/21	P	JAMS	JAMS, Inc.	$2,000.00
9997	01/20/21	P	KI11	KINGSBURY GENERAL IMP. DIST.	$1,363.58

*** Check Status Types: "P" - Printed ; "M" - Manual ; "V" - Void (Void Date); "A" - Application; "E" - EFT**

**** Denotes broken check sequence.**

Douglas County Lake Tahoe Sewer Auth.

AP Check Register (Current by Bank)

Check Dates: 12/2/2020 to 2/3/2021

Check No.	Date	Status*	Vendor ID	Payee Name	Amount
9998	01/20/21	P	LEWIS	LEWIS ROCA ROTHGERBER CHRISTIE	$14,653.00
9999	01/20/21	P	MC10	MCMASTER-CARR SUPPLY	$726.57
10000	01/20/21	P	MO19	MOTION INDUSTRIES, INC.	$109.56
10001	01/20/21	P	OREILL	O'REILLY AUTOMOTIVE, INC.	$53.18
10002	01/20/21	P	OVER01	OVERHEAD DOOR CO. OF SIERRA NV	$125.00
10003	01/20/21	P	EA13	PAULA EAST-JANICKI	$25.00
10004	01/20/21	P	RO12	ROUND HILL GENERAL IMP. DIST.	$702.90
10005	01/20/21	P	SIL4	SILVER STATE ANALYTICAL LAB	$254.00
10006	01/20/21	P	SO10	SOUTH TAHOE REFUSE, INC.	$324.06
10007	01/20/21	P	SO13	SOUTHWEST GAS CORP.	$1,689.59
10008	01/20/21	P	TA01	TAHOE BASIN CONTAINER SVC.,INC	$2,766.50
10009	01/20/21	P	TE11	TESCO CONTROLS INC	$1,749.68
10010	01/20/21	P	US12	USABLUEBOOK	$745.39
10011	01/20/21	P	WF01	WELLS FARGO	$2,166.76
10012	01/20/21	P	WE12	Western Envir. Testing Lab	$948.62
10013	01/20/21	P	WE18	WESTERN NEVADA SUPPLY CO.	$3,718.19
				BANK WFCHK REGISTER TOTAL:	**$1,742,678.72**
				GRAND TOTAL :	**$1,742,678.72**

*** Check Status Types: "P" - Printed ; "M" - Manual ; "V" - Void (Void Date); "A" - Application; "E" - EFT**
**** Denotes broken check sequence.**