NOTICE OF PUBLIC HEARING

The public is hereby notified that **DOUGLAS COUNTY LAKE TAHOE SEWER AUTHORITY** will hold a Public Hearing to review and approve the Tentative Budget for Fiscal Year 2022/2023 on Wednesday, May 18, 2022, at 9:30 a.m. in the conference room of the Wastewater Reclamation Plant, Highway 50 and Sewer Plant Road in Zephyr Cove, Douglas County, Nevada. A Regular Meeting of the Board of Trustees of the Authority will begin immediately following the public hearing.

The Public Hearing and Regular Meeting will concurrently be conducted via Zoom Teleconference for those who wish to participate via that option using the link, or phone number and passcode below.

https://us06web.zoom.us/j/85612170357?pwd=aHRPckRqYXc3UUxzRy9sWkdZcjBtZz09

Meeting ID: **856 1217 0357**
Passcode: **661850**
Phone: **+1 669 900 6833**

The tentative budget for Douglas County Lake Tahoe Sewer Authority has been prepared in such detail and on appropriate forms as required by the Nevada Department of Taxation.

Copies of the tentative budget will be on file and available for public inspection with the County Clerk, Minden, Nevada; the Controller of the Authority, Administration Building, Wastewater Reclamation Plant, Zephyr Cove, Douglas County, Nevada; and at the office of the Nevada Department of Taxation.

In accordance with NRS 241.020, this notice has been posted in the following locations:

(1) Douglas County Lake Tahoe Sewer Authority
Wastewater Reclamation Plant Administration Building
Highway 50 and Sewer Plant Road
Zephyr Cove, Nevada

(2) Stateline Post Office
Kingsbury Grade
Stateline, Nevada

(3) Lake Village Home Owners Association
Lake Village Club House
Stateline, Nevada

(4) Douglas County Administration Building
175 Highway 50
Stateline, Nevada

DOUGLAS COUNTY LAKE TAHOE SEWER AUTHORITY
PUBLIC HEARING AND REGULAR MEETING AGENDA
WEDNESDAY, MAY 18, 2022

Action may be taken on any agenda item unless noted "for discussion only."

Items on the agenda may be taken out of order.

Two or more agenda items may be combined for consideration.

An item may be removed from the agenda or discussion relating to an item may be delayed at any time.

Public comment will be taken on any item on this agenda on which action may be taken before action is taken on the item.

Every meeting of the Board of Trustees will provide at least two public comment periods in compliance with the minimum requirements of the Open Meeting Law prior to adjournment. In addition, it is the Board's goal to also provide for item-specific public comment. No action may be taken on a matter raised under public comment unless the item has been specifically included on the agenda as an item upon which action may be taken. The Chair also retains discretion to limit comment to three minutes per person and only provide for the Open Meeting Law's minimum public comment.

Copies of supporting material, if any, may be requested from Paula East-Janicki by mail at P.O. Box 578, Zephyr Cove, NV 89448 or by telephone at (775) 586-8575. Copies of supporting material, if any, are also available on the Douglas County Lake Tahoe Sewer Authority website: https://www.dcltsa.org.

1. Call Meeting to Order – 9:30 a.m.
2. Roll Call
3. Recognition of Others in Attendance
4. Public Comment - for discussion only
5. Approval of Agenda - **for possible action.**
6. Minutes of Prior Meeting of the Board of Trustees (April 20, 2022) – **for possible action.**
7. **PUBLIC HEARING** on the Final Budget for Fiscal Year 2022-2023 – **for possible action.**
8. Manager's Report (Rob Hopkins)
   A. General Report.

9. Engineer's Report

    A. General Projects Status Report.

10. Controller's Report

    A. General Status Report

    B. Investment Report

11. Approval of Claims – **for possible action**

12. Reports/updates from Board Trustees concerning the areas or districts they represent – for discussion only.

13. Final Public Comment

14. Adjournment

CERTIFICATE OF POSTING

I hereby certify that, prior to 9:00 A.M. on this date, I personally posted a copy of the foregoing Notice of Public Hearing and Agenda for the Regular Meeting of the Trustees of the Douglas County Lake Tahoe Sewer Authority at the following locations:

Douglas County Lake Tahoe Sewer Authority
Wastewater Treatment Plant
Sewer Plant Road/Highway 50
Zephyr Cove, NV 89448

U.S. Post Office
Kingsbury Grade
Stateline, Nevada

Lake Village Homeowners Association
Lake Village Clubhouse
Stateline, Nevada

Douglas County Administration Building
175 Highway 50
Stateline, Nevada

DATED this 13th day of May, 2022.

PAULA EAST-JANICKI

Print Name: Paula East-Janicki
Title: DCLTSA Controller

MINUTES OF THE REGULAR MEETING OF
THE BOARD OF TRUSTEES OF
DOUGLAS COUNTY LAKE TAHOE SEWER AUTHORITY
April 20, 2022

CALL TO ORDER:

A Meeting of the Board of Trustees of the Douglas County Lake Tahoe Sewer Authority (DCLTSA) was duly convened at 9:30 a.m. on Wednesday, April 20, 2022 at the Wastewater Treatment Plant, Stateline, Douglas County, Nevada.

ROLL CALL:

Present were Trustees Wes Rice, John McLaughlin, Darya Vogt, Rick Gardner and Chuck Fagen.

RECOGNITION OF OTHERS IN ATTENDANCE:

Also present were Authority Manager Rob Hopkins, Authority Controller Paula East-Janicki, Accountant Ying Johnson, Eric Heffernan, Authority Engineer, Rob Anderson and the Authority's legal counsel, Jim Cavilia.

PUBLIC COMMENT:

None.

APPROVAL OF AGENDA:

It was moved by Trustee Vogt, seconded by Trustee Fagen and carried unanimously that the agenda be approved and adopted as presented.

MINUTES OF PRIOR MEETING:

It was moved by Trustee Vogt, seconded by Trustee Fagen and carried unanimously that the minutes of the Meeting of the Board of Trustees of DCLTSA, dated March 16, 2022, be approved as presented.

MANAGER'S REPORT:

A. General Status Report

Authority Manager Rob Hopkins presented the Board with a written summary of various general matters related to the Authority and briefly summarized some items in the written report. The written report is incorporated in these minutes by this reference.

Mr. Hopkins reported that a problem with the remote reporting from the Kingsbury General Improvement District's (KGID) flowmeter was discovered, and Authority staff was working with

KGID staff to resolve the issue. Mr. Hopkins indicated that until the reporting issue is resolved, the meter will continue to be read manually and the results reported to the Authority.

Mr. Hopkins stated that the effluent storage tanks at the plant have recently been drained, cleaned and inspected by Authority staff.

With regard to the Treatment Plant Upgrades Project, Mr. Hopkins reported that testing of the new diffusers in the aeration basins has recently been completed.

Mr. Hopkins indicated that roofing materials have recently been delivered to the plant for completion of the re-roofing project on the mechanical building at the plant.

A failing isolation valve on a reservoir pump was recently replaced by Authority staff in early morning hours when inflow at the plant is lowest.

Finally, Mr. Hopkins reported that Authority staff is in the process of replacing pump controls for the reservoir and export pumps. By completing this work in-house, the Authority will save a substantial amount of money.

In response to an inquiry by Chairman Gardner, Mr. Hopkins indicated that only minor items remain to be completed with regard to the Treatment Plant Upgrades Project and that the Authority will begin making principal and interest payments as of July 1, 2022.

Chairman Gardner opened the floor to public comment regarding the matter. There was no public comment.

ENGINEER'S REPORT:

A. General Projects Status Report

In addition to his participation in the Manager's Report, Authority Engineer, Rob Anderson, presented correspondence dated April 19, 2022, briefly summarizing various issues that R.O. Anderson Engineering has been involved with on behalf of the Authority. The April 19, 2022 correspondence is incorporated in these minutes by this reference.

Mr. Anderson indicated that he had recently finished working with the Authority Manager and the Authority Controller to complete the 2021 flow report to be used for budgeting purposes. Mr. Anderson reported the average daily influent flow of approximately 1.05 million gallons per day was the lowest total flow since 2002 and was almost 5% less than the 2020 influent flow. As part of a general discussion of historic influent flows, the Authority Controller, Paula East-Janicki reported that flows from the casino core have been up significantly in recent months and that low flows last year are attributable, in large part, to the Caldor fire. In response to a question from a trustee, Ms. East-Janicki stated that the annual flow report is provided each year to the Authority's participating districts.

Mr. Anderson reported that work on the Mechanical Building roof was scheduled to start soon.

With regard to the Tahoe South Events Center (TSEC), Mr. Anderson indicated that review of plans for the proposed sewer connection was underway in cooperation with Authority staff. In response to an inquiry from Chairman Gardner, Mr. Anderson indicated that review of the plans related to the TSEC would be completed as quickly as possible.

Chairman Gardner opened the floor to public comment regarding the matter. There was no public comment.

AUTHORITY CONTROLLER'S REPORT:

A. General Status Report

Ms. East-Janicki provided the Board with a brief written report and indicated that operating expenses were almost 10% under budget through February. Ms. East-Janicki stated that the Authority has kept costs down by operating with fewer employees. Ms. East-Janicki explained that fifteen years ago the Authority had 22 full-time employees and now operates with only 11 full-time employees. Mr. Hopkins stated that repair and maintenance costs have been significantly under-budget because most of the work has been completed in-house by Authority staff.

Ms. East-Janicki reported that contractors for the Tahoe Beach Club (TBC) have recently completed repair of a manhole leak in the sewer interconnection and the final portion of TBC's security deposit has been returned.

Finally, Ms. East-Janicki indicated that the Authority's insurance broker has recently added coverage for the now completed plant upgrades at a value of $9 million at a premium cost of $1,600 per year.

Chairman Gardner opened the floor to public comment regarding the matter. There was no public comment.

B. Discussion and possible adoption of the five-year Capital Development Plan to be submitted to the State Department of Taxation as part of the Debt Management Plan for Fiscal Year 2022-2023.

Ms. East-Janicki presented the Board with a copy of the proposed five-year Capital Development Plan, explaining that no major construction projects are planned for the upcoming year based upon the amount of work being completed this year and the increasing costs currently.

Ms. East-Janicki explained that the largest capital project being planned for the upcoming year would be completed in-house and involves electrical and equipment improvements to the beach and main pump stations. Ms. East-Janicki indicated that this project will reduce annual operating and maintenance costs.

Although the project is not planned to begin in the upcoming year, Ms. East-Janicki reported that the largest capital improvement project planned over the next five years involves replacement of

the effluent export pipeline. Ms. East-Janicki emphasized that the Capital Development Plan is never set in stone, but that it is necessary to adopt the plan annually for budgeting purposes.

In explaining how projects are planned and prioritized, Mr. Hopkins stated that a thorough video evaluation of the Authority's sewage collection system should be conducted before scheduling replacement of that system in the future.

Following a brief discussion among the Trustees, **it was moved by Trustee Vogt, seconded by Trustee Rice and carried unanimously that the Capital Development Plan be approved and adopted as presented.**

C. Investment Report

Ms. East-Janicki had a written summary of the Authority's investments available, showing a total of approximately $12.8 million invested with only $735,000.00 of that amount remaining in CDs. The balance of the Authority's investments are entirely liquid. Based upon CD rates beginning to rise, Ms. East-Janicki anticipates moving some funds into CDs.

Ms. East-Janicki explained that the Authority's invested funds are held in the following funds:

Construction Fund	Approximately $3.3 million
Plant Emergency Repair Fund	Approximately $3.65 million
General Fund	Approximately $5.5 million
Other Post Employment Benefits (OPEB)	Approximately $350,000

Chairman Gardner opened the floor to public comment regarding the matter. There was no public comment.

APPROVAL OF CLAIMS:

The claims along with the Authority's check register were provided to the Board. Chairman Gardner indicated that he had signed off on the claims.

Chairman Gardner opened the floor to public comment regarding the matter. There was no public comment.

Reports/updates from Board of Trustees concerning the areas or districts they represent

Trustee Vogt reported that KGID is currently engaged in labor negotiations with its employees and that KGID is continuing its search for new office space when KGID's current lease expires in approximately two (2) years.

Trustee Fagen reported that Round Hill General Improvement District (RHGID) recently completed labor negotiations with its employees, ultimately providing the employees with a 5% wage increase. With regard to the installation of RHGID's new sewage meter, Trustee Fagen indicated that installation was scheduled to begin in May.

Trustee Rice reported that Douglas County recently provided its employees with a 2% retroactive pay increase as well as a 5% increase in the upcoming fiscal year. Trustee Rice added that a formal evaluation of the County Manager was scheduled. Trustee Rice stated that he was also working on his re-election to the Board of Commissioners and that he was grateful for the support he has received to date. Finally, Trustee Rice reported that the "topping off" ceremony for the TSEC was scheduled to take place on May 6th.

Trustee McLaughlin provided the Board with a summary of plans to fund a micro-transit system in connection with the TSEC, explaining that $500,000 was raised by local businesses with one-half of one percent of the Tahoe Transient Occupancy Tax (TOT) to also fund the project. Trustee McLaughlin indicated that despite Douglas County currently considering the possibility of redirecting the TOT, the micro-transit program is scheduled to begin operating in June with private funding.

Trustee McLaughlin indicated that in the first quarter of 2022, revenue at the casino core is up and that the business community is looking forward to a good summer.

Trustee Rice added that the TSEC is scheduled to be completed in February/March 2023 with events being booked for the second quarter of 2023.

Chairman Gardner reported that Tahoe Douglas District (TDD) had recently approved a rate increase based upon a rate study prepared by a third-party and that TDD now has a logical plan for rates going forward. Chairman Gardner stated that TDD was recently named in a lawsuit related to Skyland Homeowners Association and that a mutually acceptable resolution was being worked on. Finally, Chairman Gardner reported that he has not filed for re-election to remain on the TDD Board and as a result he would no longer be on the Authority Board of Trustees as of December 31, 2022.

Chairman Gardner opened the floor to public comment regarding the matter. There was no public comment.

Discussion and possible action regarding Edgewood sewer interceptor/inter-tie project and request by Edgewood Companies for Douglas County Lake Tahoe Sewer Authority to cost-share in the amount of $336,646.00.

Trustee McLaughlin stated that based upon his position with Edgewood Companies he was recusing himself from consideration of this matter as a Trustee and that he would be representing Edgewood Companies on the matter as the result of Edgewood's Steve Habaradas being unavailable.

At the request of Chairman Gardner, Authority Engineer Rob Anderson presented the Board with a written chronology of Edgewood's actions related to its interconnection of Edgewood's new improvements to the Authority's collection system and the possible relocation of a portion of the Authority's collection improvements. Mr. Anderson explained that the possible relocation of the Authority sewer interceptor line was originally proposed by Edgewood in late 2018. Mr. Anderson

added that in May of 2019, he recommended, as part of his regular Engineer's Report, approximately 240 feet of the Authority's eighteen-inch interceptor line that had a slope that was less than ideal be replaced and that the Authority consider participating in the cost because of the benefit provided to the Authority. At the time, replacement of the length of interceptor was anticipated to have a cost of approximately $75,000.

Mr. Anderson continued to describe the chronology of Edgewood's evolving plans for improvements in the area and how that impacted the Authority's interceptor in the area. As part of those evolving plans, Edgewood planned the realignment of the Golf Course Creek in such a manner that could negatively impact the Authority's interceptor in that area. Mr. Anderson explained that, at that time, the Authority worked with Edgewood to design the improvements in such a manner that crossings of the creek by the Authority's interceptor would be minimized. Mr. Anderson stated that what was now being proposed by Edgewood was significantly more extensive and now involves more than 800 feet of interceptor line as well as relocation of the Authority's South Tahoe Public Utility District (STPUD) intertie.

In response to an inquiry from Chairman Gardner, Jim Cavilia, the Authority's legal counsel, indicated that at no time had a prior Authority Board taken any action to cost share with Edgewood in any improvements. Mr. Cavilia explained that the possibility of sharing costs with Edgewood was discussed based upon the project as proposed in 2019. Mr. Cavilia emphasized that the current plan was entirely different and the current Board should evaluate the current proposal on its own based upon the advice of its staff and Authority engineer.

Mr. Anderson, in replying to a question from Chairman Gardner, indicated that the actual condition of the Authority's interceptor line in the area could not be determined for certain without additional investigation. Mr. Anderson did explain that a portion of the interceptor line that was inadvertently damaged by Edgewood's contractor in 2019 was not in good condition.

Mr. Hopkins added that in 2019, Edgewood's plan provided the Authority with an opportunity to fix an issue related to the slope of interceptor line, but the plan being considered now is entirely different and includes the relocation of a significant portion of the interceptor line. Mr. Hopkins stated that based upon the current plan being considered, the property owner would normally be required to pay for the entire cost of relocating the line. Mr. Hopkins recommended that the Board not approve Edgewood's request to share in the cost of the improvements at this time. Mr. Hopkins emphasized his concern about the potential precedent it would set by agreeing to Edgewood's proposal to cost share.

Chairman Gardner opened the floor to public comment regarding the matter. There was no public comment.

Following a discussion among the Trustees about the pros and cons of the Edgewood proposal, **it was moved by Trustee Rice, seconded by Trustee Fagen and carried unanimously that the request by Edgewood Companies be continued to a future meeting of the Board.**

PUBLIC COMMENT:

There was no public comment.

ADJOURNMENT:

There being no further business, the meeting was adjourned at 11:40 a.m.

_____

APPROVED

_____

4879-3543-1198, v. 1

AUTHORITY CONTROLLER'S

FINAL BUDGET REPORT

MAY 18, 2022

- The final budget for fiscal year 2022-2023 is included in the Board packet. Because we went over the tentative budget in detail, I will only highlight here the changes that were made.

    - On page 5, Operating Revenues at the top of the page, you will note that compared to the tentative budget, Sewer Fees, that is In-Authority revenue, increased while Contracts with other Districts decreased. This is a result of modifying the flow percentages to reflect the Annual Flow Report finalized in April.

    - In the same section, Total Operating Revenue also increased by approximately $62,000. Because we are an enterprise fund, our revenues must match our expenses, and since submission of the tentative budget, we added $62,000 to the proposed expenses.

    - In the Operating Expense section, you will see that most individual line items went marginally up or down. These changes were based on a projection that included the past 9 months of expenses, rather than the 7 used for the tentative budget. The largest change, however, was made to the Repairs and Maintenance line item, to include the cost of completing a condition assessment on the Authority's entire

collection system in just one year. The line item increased by $66,000.

- In the Non-Operating Revenue Section, the Interest Earned line item increased a little bit to reflect marginally rising interest rates.

- On Page 6, under item C. Cash Flows from Capital and Related Financing Activities: the first line item, Acquisition and Construction – Capital Assets has increased by $1.5 million to include the Pump Station Improvements project approved last month on the Capital Development plan.

- The Net Increase or Decrease in cash and cash equivalents at the bottom of Page 6 reflects both updated Estimated expenses for the Current Year, and the $1.5 million added in projects.

- As a reminder, four years ago the Board approved increasing the Capital Assessment portion of rates incrementally for each of 5 years. This is the final year of that approved increase, and that one change alone, adding $250,000 to the Capital Assessment this year, was expected to increase rates by 5.5%.

- As the consequence of adding some expenses and modifying the flow percentages per the flow report, the rates reported with the Tentative Budget have changed.

- KGID's rates will decrease by 3.3% because following the installation of their new meter, their flow percentage decreased.

- Round Hill's rates will increase by 10.2%. At the end of 2021, they had not yet replaced their meter. Therefore, their flows are estimated by subtracting the total of In-Authority flows, KGID's flows and TDD's flows from the Plant Influent meter. That flow percent is up from last year's.

- Tahoe Douglas District's rates are increasing by .75%, as their flow percentage also decreased.

- In-Authority residential rates are increasing by 5.5%, with the commercial rates increasing by 5.2%.

If there are no questions, I would ask that the Board adopt and sign the final budget to be submitted to the Department of Taxation.

Douglas County Lake Tahoe Sewer Authority
Wastewater Reclamation Plant

P.O. Box 578, Zephyr Cove, NV 89448 **775-588-3558 • 775-588-1845 fax**

Nevada Department of Taxation
1550 College Parkway, Suite 115
Carson City, NV 89706-7921

DOUGLAS COUNTY LAKE TAHOE SEWER AUTHORITY herewith submits the **FINAL** budget for the fiscal year ending **June 30, 2023**

This budget contains 1 funds, including Debt Service, requiring property tax revenues totaling $ 0

The property tax rates computed herein are based on preliminary data. If the final state computed revenue limitation permits, the tax rate will be increased by an amount not to exceed 0 If the final computation requires, the tax rate will be lowered.

This budget contains 0 governmental fund types with estimated expenditures of $ 0 and 1 proprietary funds with estimated expenses of $ **5,807,630**

Copies of this budget have been filed for public record and inspection in the offices enumerated in NRS 354.596 (Local Government Budget and Finance Act).

CERTIFICATION

I PAULA EAST-JANICKI
(Printed Name)
AUTHORITY CONTROLLER
(Title)
certify that all applicable funds and financial operations of this Local Government are listed herein.

Signed _____

Dated: 'May 18, 2022

Phone: 775-586-8575

APPROVED BY THE GOVERNING BOARD

_____

_____

_____

_____

_____

_____

_____

_____

SCHEDULED PUBLIC HEARING:
(Must be held from May 16, 2022 to May 31, 2022 this year)

Date and Time May 18, 2022 9:30 a.m.

Publication Date May 7, 2022

Place: Administrative Bldg., Wastewater Reclamation Plant, Round Hill, Nevada

INDEX

SCHEDULE		PAGE
1	TRANSMITTAL LETTER	1
--	INDEX	2
S-2	STATISTICAL DATA	3
A-2	PROPRIETARY FUNDS	4
PROPRIETARY FUNDS		
F-1	REVENUES, EXPENSES AND NET INCOME	5
F-2	STATEMENT OF CASH FLOWS	6
C-1	INDEBTEDNESS	7
31	SCHEDULE OF EXISTING CONTRACTS	8
32	SCHEDULE OF PRIVATIZATION CONTRACTS	9

FULL TIME EQUIVALENT EMPLOYEES BY FUNCTION

	ACTUAL PRIOR YEAR ENDING 6/30/2021	ESTIMATED CURRENT YEAR ENDING 6/30/2022	BUDGET YEAR ENDING 6/30/2023
General Government			
Judicial			
Public Safety			
Public Works			
Sanitation	12	11.5	11
Health			
Welfare			
Culture and Recreation			
Community Support			
TOTAL GENERAL GOVERNMENT			
Utilities			
Hospitals			
Transit Systems			
Airports			
Other **Board Members**	5	5	5
TOTAL	17	16.5	16

POPULATION (AS OF JULY 1)	2450	2550	2550
SOURCE OF POPULATION ESTIMATE*	Sewer Connections	Sewer Connections	Sewer Connections
Assessed Valuation (Secured and Unsecured Only)	n/a	n/a	n/a
Net Proceeds of Mines			
TOTAL ASSESSED VALUE	n/a	n/a	n/a
TAX RATE General Fund			
Special Revenue Funds			
Capital Projects Funds			
Debt Service Funds			
Enterprise Fund	0	0	0
Other			
TOTAL TAX RATE	0	0	0

*** Use the population certified by the state in March each year. Small districts may use a number developed per the instructions (page 6) or the best information available.**

DOUGLAS COUNTY LAKE TAHOE SEWER AUTHORITY
(Local Government)

SCHEDULE S-2 - STATISTICAL DATA

SCHEDULE A-2 PROPRIETARY AND NONEXPENDABLE TRUST FUNDS

Budget For Fiscal Year Ending June 30, 2023

Budget Summary for DOUGLAS COUNTY LAKE TAHOE SEWER AUTHORITY
(Local Government)

FUND NAME	*	OPERATING REVENUES (1)	OPERATING EXPENSES (2) **	NONOPERATING REVENUES (3)	NONOPERATING EXPENSES (4)	OPERATING TRANSFERS IN (5)	OPERATING TRANSFERS OUT(6)	NET INCOME (7)
PROPRIETARY	**E**	**5,732,788**	**5,605,523**	**159,084**	**202,107**	**0**	**0**	**84,242**
TOTAL		**5,732,788**	**5,605,523**	**159,084**	**202,107**	**0**	**0**	**84,242**

* FUND TYPES: E - Enterprise
I - Internal Service
N - Nonexpendable Trust

** Include Depreciation

PROPRIETARY FUND	(1) ACTUAL PRIOR YEAR ENDING 6/30/2021	(2) ESTIMATED CURRENT YEAR ENDING 6/30/2022	(3) BUDGET YEAR ENDING 06/30/23 TENTATIVE APPROVED	(4) BUDGET YEAR ENDING 06/30/23 FINAL APPROVED
OPERATING REVENUE				
Sewer Fees	**2,461,266**	**2,321,164**	**2,641,267**	**2,713,360**
Contracts - Other Districts	**2,683,512**	**2,985,067**	**3,016,491**	**3,006,429**
Other Fees	**87,398**	**17,530**	**13,000**	**13,000**
Total Operating Revenue	**5,232,176**	**5,323,761**	**5,670,758**	**5,732,788**
OPERATING EXPENSE				
Salaries, Benefits	**1,839,669**	**2,099,335**	**2,064,392**	**2,087,392**
Utilities	**308,427**	**368,170**	**368,170**	**360,170**
Chemicals, Supplies	**71,214**	**108,250**	**108,250**	**108,250**
Legal, Accounting	**86,366**	**103,350**	**101,300**	**101,300**
Engineering and Consulting	**76,284**	**74,000**	**74,000**	**74,000**
Repairs and Maintenance	**242,047**	**284,975**	**204,450**	**270,450**
Insurance, Other	**258,986**	**338,075**	**364,336**	**341,366**
Fuels, Lubricants	**12,460**	**22,860**	**22,860**	**26,860**
Depreciation/Amortization	**1,812,878**	**1,880,000**	**2,235,735**	**2,235,735**
Total Operating Expense	**4,708,331**	**5,279,015**	**5,543,492**	**5,605,523**
Operating Income or (Loss)	**523,845**	**44,746**	**127,265**	**127,265**
NONOPERATING REVENUES				
Interest Earned	**68,407**	**21,500**	**20,500**	**21,100**
Property Taxes	**0**	**0**		**0**
Consolidated Tax	**137,984**	**137,984**	**137,984**	**137,984**
Capacity Fees	**196,440**	**3,440**		**0**
Gain on Disposal of Assets		**6,000**		**0**
Federal Grant Funds	**0**	**0**		**0**
Total Nonoperating Revenues	**402,831**	**168,924**	**158,484**	**159,084**
NONOPERATING EXPENSES				
Interest on Bonds	**81,045**	**128,665**	**202,107**	**202,107**
Loss on Disposal Of Assets	**917,557**	**0**	**0**	**0**
Total Nonoperating Expenses	**998,602**	**128,665**	**202,107**	**202,107**
Net Income before Operating Transfers	**(71,926)**	**85,005**	**83,642**	**84,242**
Operating Transfers (Schedule T)				
In	**0**	**0**	**0**	**0**
Out	**0**	**0**	**0**	**0**
Net Operating Transfers	**0**	**0**	**0**	**0**
CHANGE IN NET POSITION	**(71,926)**	**85,005**	**83,642**	**84,242**

DOUGLAS COUNTY LAKE TAHOE SEWER AUTHORITY
(Local Government)

SCHEDULE F-1 REVENUES, EXPENSES AND NET POSITION

FUND ENTERPRISE (PROPRIETARY)

PROPRIETARY FUND 0	(1) ACTUAL PRIOR YEAR ENDING 6/30/2021	(2) ESTIMATED CURRENT YEAR ENDING 6/30/2022	(3) BUDGET YEAR ENDING 06/30/23 TENTATIVE APPROVED	(4) BUDGET YEAR ENDING 06/30/23 FINAL APPROVED
A. CASH FLOWS FROM OPERATING ACTIVITIES:				
Cash Received From Customers	5,272,437	5,323,761	5,670,758	5,732,788
Cash Payments to Suppliers	(879,532)	(1,299,680)	(1,243,366)	(1,282,396)
Cash Payments to Employees	(1,955,140)	(2,099,335)	(2,064,392)	(2,087,392)
Deposits Refundable				
a. Net cash provided by (or used for) operating activities	2,437,765	1,924,746	2,363,001	2,363,001
B. CASH FLOWS FROM NONCAPITAL FINANCING ACTIVITIES:				
None	0	0	0	0
b. Net cash provided by (or used for) noncapital financing activities	0	0	0	0
C. CASH FLOWS FROM CAPITAL AND RELATED FINANCING ACTIVITIES:				
Acquisition and Construction - Capital Assets	(5,862,011)	(5,000,194)	(190,000)	(1,690,000)
Consolidated Taxes	137,984	137,984	137,984	137,984
Cash From Settlement of Lawsuit	1,400,000	0	0	0
Cash Received for Capacity Fees	196,440	3,440	0	0
Debt Service Interest	(81,045)	(128,665)	(202,107)	(202,107)
Debt Service Principal	(115,899)	(119,533)	(569,626)	(569,626)
Issuance of Long-Term Debt	4,278,351	3,616,082	0	0
Debt Issuance Costs	0	0	0	0
c. Net cash provided by (or used for) capital and related financing activities	(46,180)	(1,490,886)	(823,749)	(2,323,749)
D. CASH FLOWS FROM INVESTING ACTIVITIES:				
Redemption (Purchase) of Investments	2,450,000	0	0	0
Interest on Investments	82,659	20,600	20,000	21,100
Purchase of Restricted Investments	(428,737)	(92,314)	0	
d. Net cash provided by (or used in) investing activities	2,103,922	(71,714)	20,000	21,100
NET INCREASE (DECREASE) in cash and cash equivalents (a+b+c+d)	4,495,507	362,146	1,559,251	60,351
CASH AND CASH EQUIVALENTS AT JULY 1, 20xx	8,770,526	13,266,033	13,697,579	13,628,179
CASH AND CASH EQUIVALENTS AT JUNE 30, 20xx	13,266,033	13,628,179	15,256,830	13,688,530

DOUGLAS COUNTY LAKE TAHOE SEWER AUTHORITY
(Local Government)

SCHEDULE F-2 STATEMENT OF CASH FLOWS

FUND: ENTERPRISE FUND

ALL EXISTING OR PROPOSED
GENERAL OBLIGATION BONDS, REVENUE BONDS,
MEDIUM-TERM FINANCING, CAPITAL LEASES AND
SPECIAL ASSESSMENT BONDS

* - Type
1 - General Obligation Bonds
2 - G.O. Revenue Supported Bonds
3 - G.O. Special Assessment Bonds
4 - Revenue Bonds
5 - Medium-Term Financing
6 - Medium-Term Financing - Lease Purchase
7 - Capital Leases
8 - Special Assessment Bonds
9 - Mortgages
10 - Other (Specify Type)
11 - Proposed (Specify Type)

(1) NAME OF BOND OR LOAN List and Subtotal By Fund	(2) *	(3) TERM	(4) ORIGINAL AMOUNT OF ISSUE	(5) ISSUE DATE	(6) FINAL PAYMENT DATE	(7) INTEREST RATE	(8) BEGINNING OUTSTANDING BALANCE 7/1/2022	(9) REQUIREMENTS FOR FISCAL YEAR ENDING 06/30/23 INTEREST PAYABLE	(10) PRINCIPAL PAYABLE	(11) (9)+(10) TOTAL
FUND: Proprietary							$	$	$	$
SRF Loan Series May 25, 2006	4	20	$2,000,000	5/25/2006	1/1/2026	3.2375%	$ 338,048.00	$ 10,298.14	$ 80,485.36	$ 90,783.50
SRF Loan Series 2007	4	20	$1,200,000	8/27/2007	7/1/2027	2.875%	$ 251,240.42	$ 6,917.74	$ 42,795.90	$ 49,713.64
SRF Loan Series 2019	4	20	$9,000,000	10/3/2019	1/1/2039	2.080%	$9,000,000.00	$ 184,891.00	$ 446,345.00	$ 631,236.00
							$	$	$	$
TOTAL ALL DEBT SERVICE							$9,589,288.42	$202,106.88	$569,626.26	$771,733.14

SCHEDULE C-1 - INDEBTEDNESS
Budget Fiscal Year 2022-2023

DOUGLAS COUNTY LAKE TAHOE SEWER AUTHORITY
(Local Government)

Schedule of Existing Contracts

Budget Year 2022-2023

Local Government: DOUGLAS COUNTY LAKE TAHOE SEWER AUTHORITY
Contact: PAULA EAST-JANICKI
E-mail Address: pke@dcsid.com
Daytime Telephone: 775-586-8575

Total Number of Existing Contracts: 10

Line	Vendor	Effective Date of Contract	Termination Date of Contract	Proposed Expenditure FY 2022-23	Proposed Expenditure FY 2023-2024	Reason or need for contract:
1	Allison, MacKenzie, et al., James Cavilia, Esq.	8/2/2004		$ 40,000	$ 40,000	Legal Services
2	Bently Family Limited Partnership	10/26/1998		$ 22,300	$ 22,300	Biosolids Composting
3	R.O. Anderson Engineering, Inc.	7/18/2008		$ 50,000	$ 50,000	District General Engineering Svcs.
4	Tahoe Basin Container Service	4/1/2022	3/31/2023	$ 36,050		Biosolids Hauling
5	Eide Bailly	4/1/2019		$ 53,000	$ 47,520	Audit Services
6	JNA Consulting Group	3/20/2019		$ 1,000	$ 1,000	Debt Management Policy.
7	Paychex Payroll Services	7/1/2019		$ 3,600	$ 3,600	Payroll and Tax Reporting
8	Burgarello Alarm, Inc.	6/26/2018		$ 750	$ 750	Fire Alarm Monitoring
9	Cashman Equipment Company	2/26/2018		$ 7,400	$ 7,400	Generator Inspection
10	Summit Plumbing	5/1/2020	5/1/2023	$ 63,000		Line Cleaning and Inspection
11						
12						
13						
14						
15						
16						
17						
18						
19	Total Proposed Expenditures			$ 277,100	$ 172,570	

Additional Explanations (Reference Line Number and Vendor):

Schedule of Privatization Contracts

Budget Year 2022-2023

Local Government: DOUGLAS COUNTY LAKE TAHOE SEWER AUTHORITY
Contact: PAULA EAST-JANICKI
E-mail Address: pke@dcsid.com
Daytime Telephone: 775-586-8575

Total Number of Privatization Contracts: 0

Line	Vendor	Effective Date of Contract	Termination Date of Contract	Duration (Months/ Years)	Proposed Expenditure FY 2022-2023	Proposed Expenditure FY 2023-2024	Position Class or Grade	Number of FTEs employed by Position Class or Grade	Equivalent hourly wage of FTEs by Position Class or Grade	Reason or need for contract:
1										
2										
3										
4										
5										
6										
7										
8										
9										
10										
11	Total				0	0		0		

Attach additional sheets if necessary.

5/13/2022

DOUGLAS COUNTY LAKE TAHOE SEWER AUTHORITY
-WASTEWATER RECLAMATION PLANT-

BUDGET -VS- ACTUAL

ACCOUNT NUMBER	DESCRIPTION	2021-2022 BUDGET	EXPENSES THRU MARCH - 75%	ADJUST TO BUDGET	ADJUSTED BUDGET 22/23	% ADJ EXPENDED	PROPOSED BUDGET 22/23	COMMENTS	DIFFERENCE % +/-
SALARIES & BENEFITS									
401.11	BASE SALARIES	1,279,535	881,443	-20,000	1,259,535	70.0%	1,209,681		$ (69,854)
403/404.11	OVERTIME	19,193	25,049	17,000	36,193	69.2%	35,081		$ 15,888
405.11	HOLIDAY	15,807	10,861		15,807	68.7%	21,638		$ 5,831
407.11	NTD	0	0		0	0.0%	0		
408.11	STAND-BY PAY	15,964	11,801		15,964	73.9%	15,964		$ -
409.11	LONGEVITY	4,285	4,270		4,285	99.6%	1,880		$ (2,405)
413.11	HEALTH INSURANCE	312,754	223,315		312,754	71.4%	329,802		$ 17,048
415.11	STATE RETIREMENT	386,686	252,140	-30,000	356,686	70.7%	365,189		$ (21,497)
416.11	OPEB EXPENSE	50,000	21,646		50,000	43.3%	30,000	Estimated Pending Evaluation	$ (20,000)
417.11	SIIS	47,837	15,597	-25,000	22,837	68.3%	47,837		$ (0)
418.11	MEDICARE TAX	19,354	14,452	2,000	21,354	67.7%	18,622		$ (732)
419.11	UNEMPLOYMENT INS	23,920	45	-20,000	3,920	0.0%	11,700		$ (12,220)
496.11	CONTRACT SVCS.	0	0		0	0.0%			
TOTAL SALARIES & BENEFITS		2,175,335	1,460,619	-76,000	2,099,335	69.6%	2,087,393		-4.04%
POWER & UTILTIES									
421.11/421.14	ELECTRIC POWER - PLANT/EFS	230,750	178,527	7,000	237,750	75%	237,750		
421.12	ELECTRIC POWER - BPS	11,000	11,047	4,000	15,000	74%	15,000		
421.13	ELECTRIC POWER - MPS	54,500	47,661	9,000	63,500	75%	63,500		
421.14	INCLUDED W/421.11								
	TOTAL ELECTRIC POWER	296,250	237,235	20,000	316,250	75%	316,250		
423.11	NATURAL GAS - PLANT	10,000	7,883		10,000	79%	10,000		
423.12	NATURAL GAS - BPS	900	1,080	300	1,200	90%	1,200		
423.13	NATURAL GAS - MPS	365	269		365	74%	365		
	TOTAL NATURAL GAS	11,265	9,232	300	11,565	80%	11,565		
425.11	WATER - PLANT	12,400	9,347		12,400	75%	12,400		
425.12	WATER - BPS	3,000	2,990	1,000	4,000	75%	4,000		
425.13	WATER - MPS	10,100	14,171		10,100	140%	10,100		
	TOTAL WATER	25,500	26,508	1,000	26,500	100%	26,500		3.92%
483.11	SOLID WASTE REMOVAL	4,655	4,463	1,200	5,855	76%	5,855	New Process More Grit Removal	
TOTAL POWER & UTILITIES		337,670	277,438	22,500	360,170	77%	360,170		6.66%

5/13/2022

DOUGLAS COUNTY LAKE TAHOE SEWER AUTHORITY
-WASTEWATER RECLAMATION PLANT-

BUDGET -VS- ACTUAL

ACCOUNT NUMBER	DESCRIPTION	2021-2022 BUDGET	EXPENSES THRU MARCH - 75%	ADJUST TO BUDGET	ADJUSTED BUDGET 22/23	% ADJ EXPENDED	PROPOSED BUDGET 22/23	COMMENTS	DIFFERENCE % +/-
SALARIES & BENEFITS									
REPAIRS & MAINTENANCE									
430.11	MAINT. - EXPORT LINE	19,500	2,420	-10,000	9,500	25%	9,500		
430.19	MAINT. - COLLEC. SYSTEM	70,500	47,250	60,000	130,500	36%	130,500		
431.19	REPAIR - COLLEC. SYSTEM	1,500	0		1,500	0%	1,500		
431/432.11	MAINT/REPAIR - COMPUTERS	5,000	160	-3,000	2,000	8%	2,000		
434.11	SCADA SUPPORT	18,000	22,028		18,000	122%	18,000		
436.11	REPAIR - TRUCK & AUTO	10,050	6,384	-5,000	5,050	126%	5,050		
	TOTAL MAINTENANCE	124,550	78,242	42,000	166,550	47%	166,550		
440.11	REPAIR MECHANICAL - PLT/ESF	45,000	28,235	-8,000	37,000	76%	37,000		
440.12	REPAIR MECHANICAL - BPS	7,000	2,103	-2,000	5,000	42%	5,000		
440.13	REPAIR MECHANICAL - MPS	11,000	354	-5,000	6,000	6%	6,000		
440.14	INCLUDED W/440.11								
	TOTAL REPAIRS MECHANICAL	63,000	30,692	-15,000	48,000	64%	48,000		
441.11	REPAIR BLDGS & GRND PLNT/ESF	7,800	2,786		7,800	36%	7,800		
441.12	REPAIR BLDGS & GRND BPS	1,000	0		1,000	0%	1,000		
441.13	REPAIR BLDGS & GRND MPS	0	0		0	0%	0		
441.14	INCLUDED W/441.11								
	TOTAL REPAIR BLDGS & GRND	8,800	2,786	0	8,800	32%	8,800		
442.11	REPAIR HEATING EQP PLNT/ESF	825	0		825	0%	825		
442.12	REPAIR HEATING EQP BPS	1,000	0		1,000	0%	1,000		
442.13	REPAIR HEATING EQP MPS	0	0		0	0%	0		
442.14	INCLUDED W/442.11								
	TOTAL REPAIR HEATING EQP	1,825	0	0	1,825	0%	1,825		
443.11	REPAIR ELECTRICAL PLANT/ESF	1,675	4,944	6,000	7,675	64%	7,675		
443.12	REPAIR ELECTRICAL BPS	1,000	0		1,000	0%	1,000		
443.13	REPAIR ELECTRICAL MPS	500	0		500	0%	500		
443.14	INCLUDED W/443.11								
	TOTAL ELECTRICAL REPAIR	3,175	4,944	6,000	9,175	54%	9,175		

5/13/2022

DOUGLAS COUNTY LAKE TAHOE SEWER AUTHORITY
-WASTEWATER RECLAMATION PLANT-

BUDGET -VS- ACTUAL

ACCOUNT NUMBER	DESCRIPTION	2021-2022 BUDGET	EXPENSES THRU MARCH - 75%	ADJUST TO BUDGET	ADJUSTED BUDGET 22/23	% ADJ EXPENDED	PROPOSED BUDGET 22/23	COMMENTS	DIFFERENCE % +/-
SALARIES & BENEFITS									
REPAIRS AND MAINTENANCE (CONTINUED)									
444.11	REPAIR INST & METER PLNT/ESF	10,000	8,766		10,000	88%	10,000		
444.12	REPAIR INST & METER BPS	0	0		0	0%	0		
444.13	REPAIR INST & METER MPS	0	0		0	0%	0		
444.14	INCLUDED W/444.11								
	TOTAL REPAIR INST & METER	10,000	8,766		10,000	88%	10,000		
445.13	REPAIR	0			0	0%			
445.14	ACCOUNTS	0			0	0%			
	TOTAL REPAIRS EMERGENCY	0	0	0	0	0%	0		
447.11	EQUIPMENT RENTAL	3,000	1,772		3,000	59%	3,000		
449.11	MAINT/MECH SUPPLIES	5,100	10,228	8,000	13,100	78%	13,100		
487.11	SAFETY EQUIPMENT	8,000	7,552	2,000	10,000	76%	10,000		
		0			0	0%			
	TOTAL SUPPLIES	16,100	19,552	10,000	26,100	75%	26,100		
TOTAL REPAIR, MAINTENANCE & SUPPLIES		227,450	144,982	43,000	270,450	54%	270,450		19%
ENGINEERING & CONSULTING									
450.11	ENGINEERING PLANT/ESF	60,000	42,299	-10,000	50,000	85%	50,000		
450.12	ENGINEERING BPS	0	0		0	0%	0		
450.13	ENGINEERING MPS	0	0		0	0%	0		
450.14	INCLUDED W/450.11	0	0		0	0%	0		
450.19	ENGINEERING ID	0	0		0	0%	0		
	TOTAL ENGINEERS	60,000	42,299	-10,000	50,000	85%	50,000		
458.11	CONSULTING	34,000	13,600	-10,000	24,000	57%	24,000		
TOTAL ENGINEERING & CONSULTING		94,000	55,899	-20,000	74,000	76%	74,000		-21.28%

5/13/2022

DOUGLAS COUNTY LAKE TAHOE SEWER AUTHORITY
-WASTEWATER RECLAMATION PLANT-

BUDGET -VS- ACTUAL

ACCOUNT NUMBER	DESCRIPTION	2021-2022 BUDGET	EXPENSES THRU MARCH - 75%	ADJUST TO BUDGET	ADJUSTED BUDGET 22/23	% ADJ EXPENDED	PROPOSED BUDGET 22/23	COMMENTS	DIFFERENCE % +/-
SALARIES & BENEFITS									
LEGAL & ACCOUNTING									
460.11	LEGAL - PLANT	40,000	15,459		40,000	39%	40,000		
460.19	LEGAL - IN DISTRICT	0	0		0	0%	0		
462.11	ACCOUNTING	55,350	54,441	8,000	63,350	86%	61,300		
TOTAL LEGAL & ACCOUNTING		95,350	69,900	8,000	103,350	68%	101,300		6%
CHEMICALS & SUPPLIES									
433.11	SUPPLIES	0	0		0	0%	0		
470.11	CHEMICALS	67,000	53,059	33,500	100,500	53%	100,500	Increased Chemical Costs and Amounts Used	
470.12	CHEMICALS	0	0		0	0%	0		
470.13	CHEMICALS	0	0		0	0%	0		
471.11	LABORATORY SUPPLIES	2,750	3,788	5,000	7,750	49%	7,750	Running add'l daily QC tests	5,000
TOTAL CHEMICALS & SUPPLIES		69,750	56,847	38,500	108,250	53%	108,250		55.2%
FUELS & LUBRICANTS									
476.11	FUELS & LUBRICANTS PLANT	22,860	19,169	4,000	26,860	71%	26,860		4,000
476.12	FUELS & LUBRICANTS BPS	0	0		0	0%	0		
476.13	FUELS & LUBRICANTS MPS	0	0		0	0%	0		
TOTAL FUELS & LUBRICANTS		22,860	19,169	4,000	26,860	71%	26,860		17.5%
INSURANCE & OTHER									
427.11	TELEPHONE PLANT	20,500	14,148	-1,000	19,500	73%	19,500		-1,000
427.12	TELEPHONE BPS	1,150	308	-750	400	77%	400		-750
427.13	TELEPHONE MPS	0	0	0	0	0%	0		0
427.14	INCLUDED W/427.11	0	0				0		0
435.11	SMALL TOOLS & EQUIPMENT	8,025	7,801	2,500	10,525	74%	10,525	More In-House Projects Done	2,500
466.11	CASUALITY INSURANCE	100,800	65,580	-4,000	96,800	68%	108,416	Came in less than last year's	7,616
467.11	PUB. OFFICIAL/EMP. BOND	0	0		0	0%	0		0
467.19	PUB. OFFICIAL BOND	0	0		0	0%	0		0
468.11	POLLUTION LIABILITY	0	0		0	0%	0		0
479.19	OFFICERS FEES	0	0		0	0%	0		0
480.19					0	0%	0		0
433.11	ANNUAL SOFTWARE LICENSES	24,500	17,149		24,500	70%	24,500		0
482.11	LAUNDRY & LINEN	3,500	2,301		3,500	66%	3,500		
INSURANCE AND OTHER (CONTINUED)									
484.11	FOREST SERVICE FEE	0	0		0	0%	0		0
484.12	FOREST SERVICE FEE BPS	500	1,234		500	247%	500		0
485.11	TRAINING,DUES,& SUBSCRIP.	5,000	1,500		5,000	30%	5,000		0
486.11	OFFICE EXPENSE	12,000	6,271	-3,000	9,000	70%	9,000		-3,000
488.11	TRAVEL	0			0	0%	0		0

5/13/2022

DOUGLAS COUNTY LAKE TAHOE SEWER AUTHORITY
-WASTEWATER RECLAMATION PLANT-

BUDGET -VS- ACTUAL

ACCOUNT NUMBER	DESCRIPTION	2021-2022 BUDGET	EXPENSES THRU MARCH - 75%	ADJUST TO BUDGET	ADJUSTED BUDGET 22/23	% ADJ EXPENDED	PROPOSED BUDGET 22/23	COMMENTS	DIFFERENCE % +/-
SALARIES & BENEFITS									
489.11	SLUDGE DISPOSAL	0			0	0%	0		0
490.11	SAMPLE TESTING	45,725	44,509	25,000	70,725	63%	70,725	Signficant testing rate increases	25,000
491.11	ODOR CONTOL SYS MAINT/PLT	19,000	55	-5,000	14,000	0%	14,000		-5,000
491.12	ODOR CONTOL SYS MAINT/BPS				0	0%	0		0
491.13	ODOR CONTOL SYS MAINT/MPS				0	0%	0		0
493.11	BIOSOLIDS DISPOSAL	56,650	38,685		56,650	68%	58,350		1,700
494.11	OPERATING LEASE - PLANT	0			0	0%	0		0
494.12	OPERATING LEASE - PLANT	0			0	0%	0		0
494.13	OPERATING LEASE - PLANT	0			0	0%	0		0
495.11	UNDERGROUND SERVICE ALERT	500	397		500	79%	500		0
496.11							0		0
497.11	PERMIT FEES	13,250	9,580	-1,000	12,250	78%	12,250	Most at Beginning of Year	-1,000
480.11 & 499.11	BANK CHARGES/MISCELLANEOUS	10,700	6,295	-1,500	9,200	68%	9,200	Add'l Bank Charges for security enhancements	-1,500
499.12	MISCELLANEOUS BPS	0	0		0	0%	0		
499.13	MISCELLANEOUS MPS	0	0		0	0%	0		
	CONTINGENCY	0	0		0	0%	0		
TOTAL OTHER		321,800	215,813	11,250	333,050	65%	346,366		7.63%
TOTAL ALL EXPENSE CATEGORIES:		3,344,215	2,300,667	31,250	3,375,465	68%	3,374,788		0.91%
CAPITAL OUTLAY		100,000			100,000	0%	100,000		
TOTAL O & M BUDGET		3,444,215	2,300,667	31,250	3,475,465	66%	3,474,788		0.89%

Meeting Date: May 18th, 2022

DOUGLAS COUNTY LAKE TAHOE SEWER AUTHORITY
Staff Report

Subject / Title:

Authority Manager's Monthly Report – May 2022
A. General Status Report

Staff Recommendation:

None. This is an informational item only.

Discussion/Report:

This item serves to afford the Authority General Manager the opportunity to update the DCLTSA Board of Trustees on select activities over the previous month.

1. Following the successful off-gas oxygen testing performed by OTT, and minor work to the Envirocare package headworks, DCLTSA has issued a Notice of Substantial Completion to K.G. Walters Construction for the Treatment Plant Upgrades Project.

2. I am pleased to let the Board know that the Treatment Plant Upgrades Project was presented at the 2022 California Water Environment Association Annual Conference and Expo. The presentation showcased the technical capability of the new treatment systems as well as highlighting the "value-added" methodology and approach pursued by DCLTSA, HDR Engineering and K.G. Walters Construction in pursuit of the project. (Presentation attached)

3. Currently, we are working with HDR Engineering to submit the Treatment Plant Improvements Project to the American Public Works Association – Nevada Chapter for their "2022 Project of the Year Award – Environmental Division, Small Projects" category. I will keep you all posted.

4. Work is in the preliminary stages to do a complete Closed-Circuit TV (CCTV) inspection of the "In-Authority" gravity sewer collection system. Our contract with Summit Plumbing included a provision to do a full survey of our system over a three-year period. We are working to complete the full survey this calendar year.

5. DCLTSA is coordinating with experts from HDR Engineering to take the Summit Plumbing CCTV data collected and generate a risk-matrix based condition assessment and create a repair or replacement schedule for the collection system. The matrix will include consequence of failure assessments and cover repair or replacement options with an engineers estimate of probable cost for each potential replacement. HDR is working up a cost estimate for the survey currently.



WATER IS
ESSENTIAL
SO ARE
You

CWEA

PROTECTING CALIFORNIA'S MOST
CRITICAL RESOURCE

AC22 CONFERENCE AND EXPO | APRIL 11-14

CWEA
PROTECTING CALIFORNIA'S MOST CRITICAL RESOURCE

Aeration System Upgrade to Improve Efficiencies while Simultaneously Removing Nutrients

Rob Hopkins and Arashdeep Singh
DCLTSA and HDR

04/13/2022

WATER IS ESSENTIAL SO ARE YOU

Introduction

- **General Overview**
  - Douglas County Lake Tahoe Sewer Authority (DCLTSA)
  - Located on the southeast side of Lake Tahoe, in Nevada.
  - Serves five independent municipal districts:
    - Kingsbury General Improvements District (KGID)
    - Round Hill General Improvements District (RHGID)
    - Elk Point Sanitation District (EPSD)
    - Tahoe-Douglas District (TDD)
    - Douglas County Lake Tahoe Sewer Authority
  - The service area has approximately 4,700 residential and commercial connection, including SIX CASINOS.

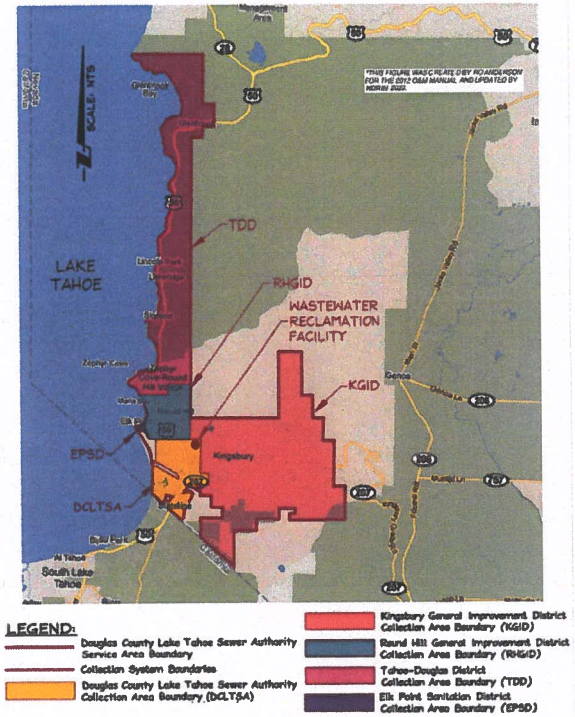

Introduction (cont'd)

- **Overview of the Wastewater Treatment Plant (WWTP)**
  - Constructed in 1966
  - Permitted to treat:
    - 30-day Average, 3.75 MGD
    - Maximum Day, 4.2 MGD
  - The WWTP provides:
    - Preliminary Treatment (Screening and grit removal)
    - Primary Treatment (Sedimentation)
    - Secondary Treatment (Activated Sludge and Sedimentation)
    - Disinfection

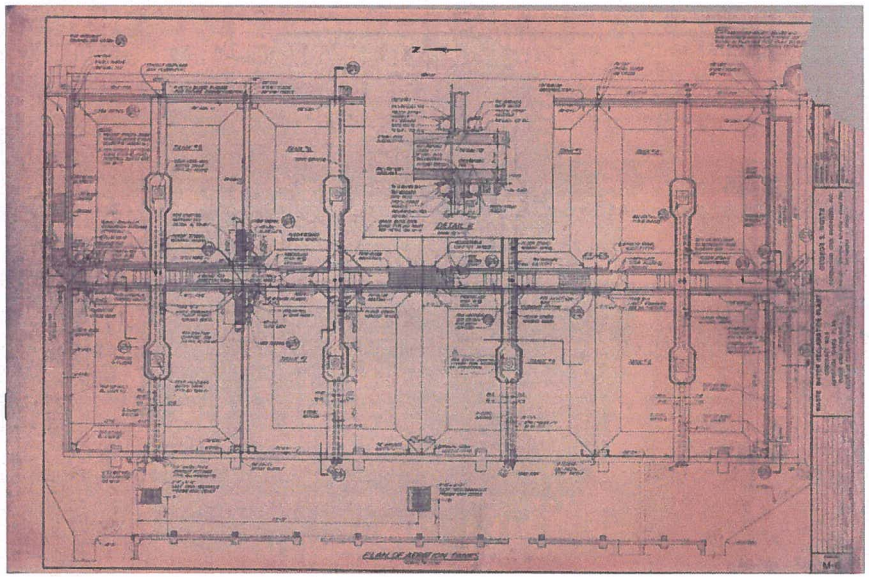

Purpose and Objective

- **Purpose/Focus:**
  - This presentation will focus on the aeration upgrades portion of DCLTSA's overall plant upgrades project and at the end DCLTSA will share an Owner's perspective/review of the overall project.
    - Aeration equipment was selected for its relative operational ease, cost effectiveness and energy efficiency. The presentation will also review the overall project approach, the equipment evaluation, and the project execution.
- **Learning Objectives:**
  - Upon completion, the participant will be able to speak to various available aeration equipment technologies and related pros and cons and reference an effective approach for similar equipment replacement projects at other plants.

Overall Approach and Schedule

- **Master Plan (Summer 2013)**
  - Treatment capacity analysis
  - Identified the aeration basin as inadequate for future flows and loads.
  - Cost estimate
- **Equipment Evaluation (Early 2018)**
  - Review available aeration equipment alternatives
- **Design & Construction (Early 2020 to Early 2022)**
  - Review layouts and details
- **Commissioning (Early 2022)**
  - Staged commissioning and optimization



Master Plan

- Developed a ENVision model, calibrated to historical plant data, to evaluate future flows and loads.
- Additionally, plant staff shared operational experience. Thought the aeration capacity during peak loading events was inadequate.
- Modeled two alternatives:
  - Carbonaceous Mode
    - Shorter solids retention time (SRT) and only BOD removal
    - Advantage: Less equipment, lower construction cost
    - Disadvantage: Lower quality secondary effluent, high WAS production, higher disinfection requirements
  - Nitrification and Denitrification Mode
    - Longer SRT and achieve ammonia removal in addition to BOD removal
    - Advantage: Improved sludge settleability, low WAS, and lower disinfection requirements, and provides flexibility to meet future total nitrogen related regulations.
    - Disadvantage: Higher construction cost and additional equipment

Aeration Equipment Evaluation

- **Purpose**
  - Develop evaluation criteria
  - Aeration system evaluation
  - Review advantage and disadvantages
  - Develop preliminary layouts
  - Costs estimates
  - O&M review

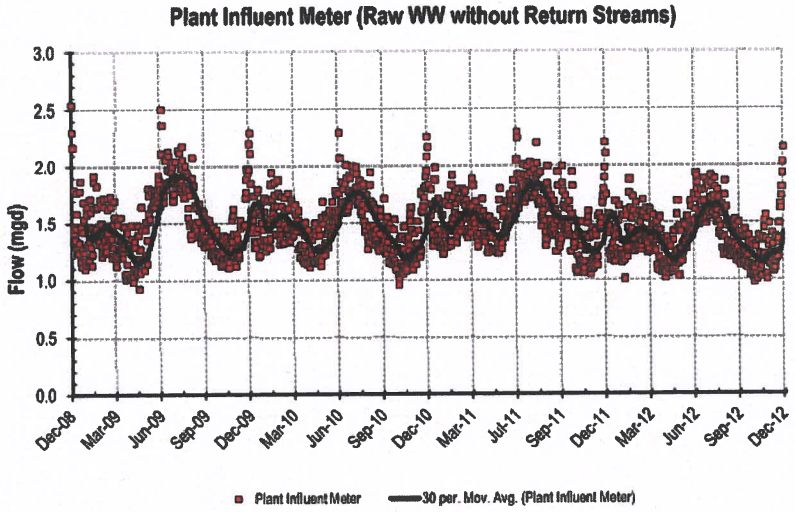

Aeration Equipment Evaluation

- **Existing Operating Configuration**
  - Five Continuous Flow Stirred Tank Reactor in series
  - Each basin equipped with 30-HP mechanical surface aerator
  - SRT of approximately 5 days
  - DO control a challenge
    - Low DO during high flows
    - High DO during low flows
  - Executed a small project to add DO sensors and VFDs on aerators for improved DO control to bridge the time between planning and commissioning of the new aeration system.



Aeration Basin Configuration (Plan View)

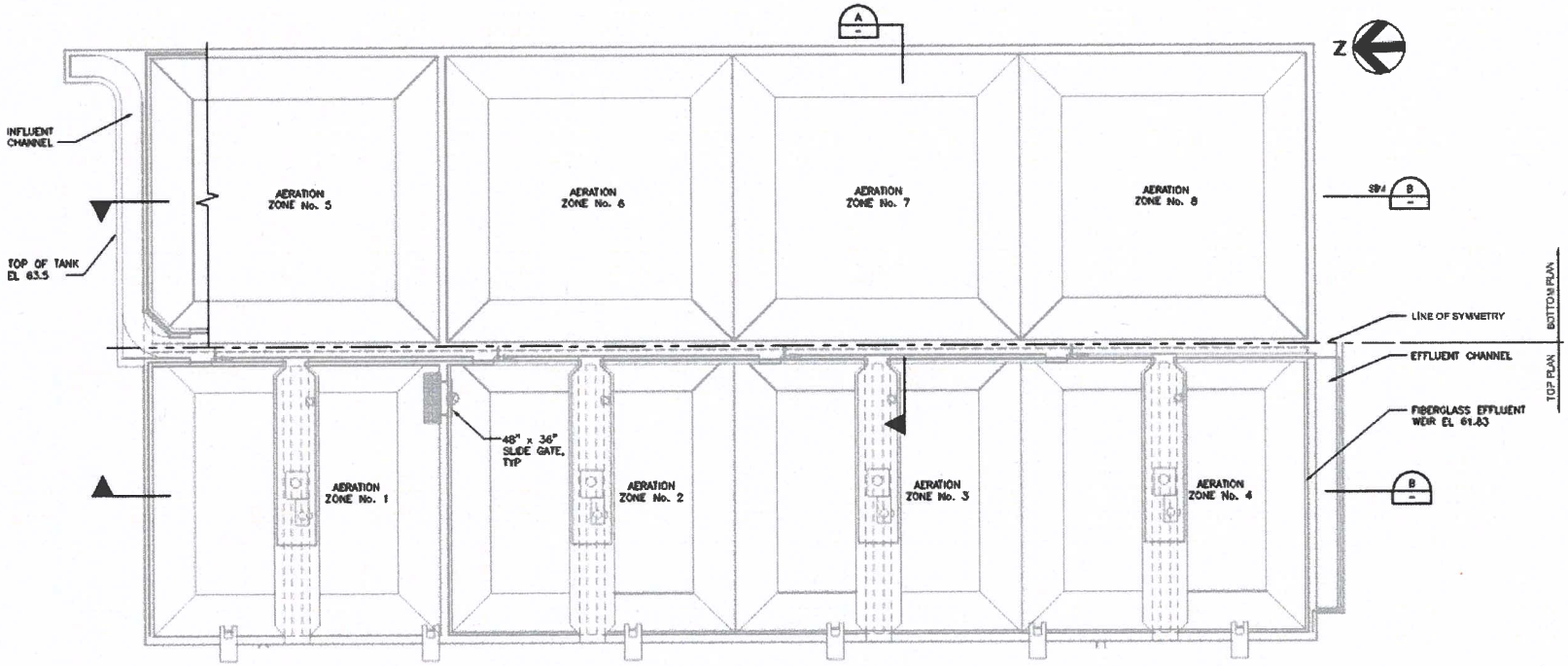

WATER IS ESSENTIAL SO ARE YOU

AC22 CONFERENCE AND EXPO APRIL 11-14, 2022

Aeration Basin Configuration (Section View)

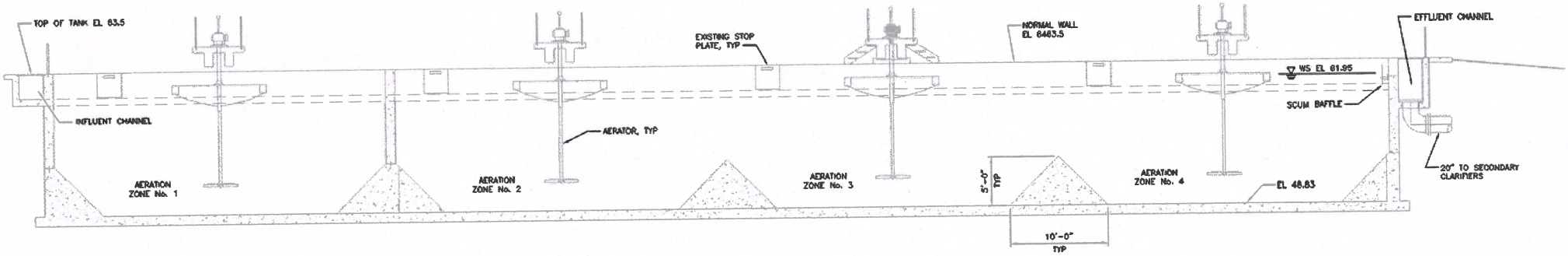

WATER IS ESSENTIAL SO ARE YOU

AC22 CONFERENCE
AND EXPO APRIL 11-14, 2022

HDR CWEA

Aeration Equipment Evaluation

- **Mass Balance and Process Simulation Models**
  - Calibrated the steady-state model using historical data.
  - The model provided aeration basin feed flows and loads. This information was processed through BioWin simulator to determine aeration demand for each zone coupled with process performance.
  - Output Oxygen Transfer Rate (OTR) in lbs of O_2 / day

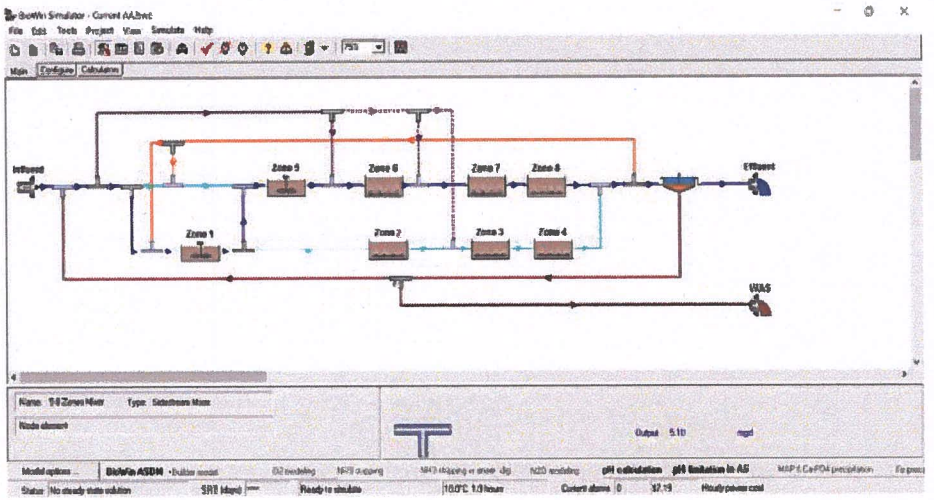

Aeration Equipment Evaluation

- **Technology evaluation**
  - Reviewed three diffuser technologies
    - Fine Bubble Disc-style diffuser
    - Fine Bubble Tube-style diffuser
    - Mechanical mixer/aerator
  - Alpha correction factor: ratio of process to clean water . Ranges from 0 to 1. Typical range 0.3 to 0.7.
    - Larger alpha means a more favorable environment to transfer oxygen into wastewater.

$$\alpha = \frac{(K_L a)_{process\ water}}{(K_L a)_{clean\ water}}$$

  - SOTE = Standard Oxygen Transfer Efficiency in Clean Water (% O_2 transferred/ O_2 fed)
    - SOTE varies between diffuser technologies
    - Higher SOTE translates to energy savings

αSOTE = Standard Oxygen Transfer Efficiency IN PROCESS WATER (% O_2 transferred / O_2 fed)

$$OTR \sim AFR \cdot \alpha SOTE$$

$$\left(\frac{kg_{O2,tr}}{h}\right) \quad \left(\frac{m^3_{air,fed}}{h}\right) \quad \left(\frac{kg_{O2,tr}}{kg_{O2,fed}}\right)$$

Aeration Equipment Evaluation

Diffuser type	Advantages	Disadvantages	Risks
Membrane disc	• Industry standard, lots of manufacturers and established technology • Can retrofit ceramic disc diffusers • Easy installation and replacement • High SOTE (~27%)	• Replacement cycle 5 to 10 years. • Scrubbing required • UV degradation • Required fillet demolition • Requires baffles	• Membrane tear • Pipe failure
Tube (with Silicone membrane)	• Large OT surface area • Simple membrane replacement • Higher SOTE (up to ~30%) • Higher resistance to UV degradation • Slightly longer replacement cycle (+10 years) than disc diffusers	• Top half surface is effective in transferring oxygen • Scrubbing required • Requires baffle	• Membrane tear (1% chance)
Mechanical Mixer/Aerator	• Less maintenance hours • Did not require fillet removal • Convenient replacement • Did not require baffles	• Lack of installations • Lack of oxygen transfer efficiency • High Capital Cost • Potentially contributes to floc shear	• Failure in either the mixer or diffuser means entire zones down





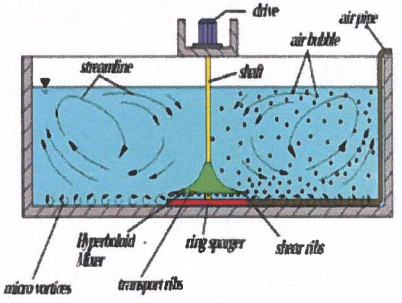

WATER IS ESSENTIAL SO ARE You

AC22 CONFERENCE AND EXPO APRIL 11-14, 2022

HDR CWEA

Aeration Equipment Evaluation

- **Technology evaluation**
  - Reviewed three technologies
    - Positive Displacement Blowers
    - Single and Multi-Stage Blowers
    - High-Speed Turbo Blowers
- **Design Considerations**
  - Site Elevation
    - Impacts the relative mass of oxygen per volume of atmospheric air. Higher altitudes has a lower oxygen mass in atmospheric air than at mean sea level.
  - Ambient Temperature
    - Also impacts the mass of oxygen delivered as warmer air is less dense and provides less oxygen per given volume.





  - Relative Humidity
    - Is a measurement of water vapor in atmospheric air, which has some impact on the mass of air requiring compression.
  - Side Water Depth (SWD)
    - SWD of the aeration tanks is also important as it will impact blower discharge pressure.
  - Equipment Turndown
    - Controlled either by inlet throttling valves for multistage centrifugal blower or variable frequency drives.

Aeration Equipment Evaluation





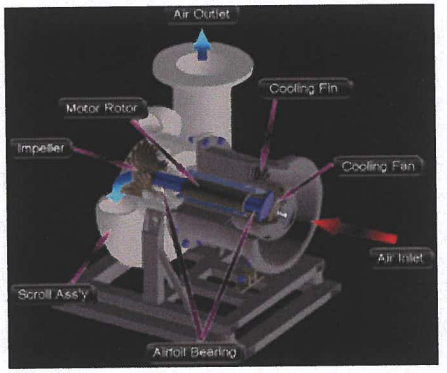

Criteria	Unit	Positive Displacement	Single-Stage Centrifugal	Multi-Stage Centrifugal	High-Speed Turbo
Nominal Blower Efficiency	%	50 - 70	50 - 65	55 - 70	65 - 75
Nominal Turndown	% of rated flow	> 4 to 1	~ 2 to 1	~1.8 to 1	~2 to 1
Normal Horsepower Range	hp	5-250	30-400	30-400	30-5,000

Aeration Equipment Evaluation

Blower Type	Advantages	Disadvantages
Positive Displacement	Simple instrumentation/limited controls	Low hp range, typically used for small installations
	Lowest capital costs	Lowest blower efficiency of all the alternatives
	High durability	High noise levels
		Requires grease/oil lubrication
Centrifugal (Single-stage)		Complex instrumentation
	More efficient than positive displacement blowers	Constant speed rotor, low turndown
		Prone to issues with vibration and temperature
		Requires grease/oil lubrication
Centrifugal (Multi-stage)	Industry standard for typical municipal wastewater treatment plants	Higher cost than positive displacement
	Relatively low noise level	Prone to issues with vibration and temperature
	Good turndown capacity	Requires grease/oil lubrication
		More moving parts
High-speed Turbo	High efficiency over wide range of flows	Relatively new technology
	Good turndown capacity	Unknown long-term reliability
	Quiet operation	Periodic replacement of special electrical components
	Few moving parts	VFD requires special filters to eliminate disturbances to plant's power system
	No oil cooling system required	

Design and Construction

- **Site Specific Constraints and Challenges**
  - >55 years old concrete basin
    - Exposed aggregate
    - Cracks and Leaks
  - Existing basin designed for mechanical aerators
    - Small area for diffusers
    - Concrete fillets
  - Large range of flows due to influence of tourism
    - Sequencing construction to maintain continuous operation

- **Assess and rehab aeration basin**
  - Execute condition assessment
  - Rehabilitate aeration basin to extend useful life prior to major investment.



Design and Construction

- **General Design Considerations**
  - Dual purpose downward opening gates between Anoxic and Aerobic zones
    - To prevent foam accumulation in the first zone
    - To control water level in first zone to maintain a positive headloss, prevent backflow, despite water level rise due to diffused air in subsequent aerobic zones.
  - Intra-zone baffles (FRP-type)
    - To create plug-flow characteristics
    - Prevents aeration induced short circuiting
    - FRP-type baffle wall cost effective
      - Not designed to resist more than 3-inches of differential pressure
      - Size low openings to promote sufficient headloss at low flows





Design and Construction

- **Diffuser Design Considerations**
  - Clean water oxygen transfer tests on fine bubble diffuser system
    - Clean water test demonstrates equipment performance guarantees prior to equipment procurement.
    - Testing facilities difficult to find, used a temporary arrangement at Washoe-County facility.
  - In-process testing (Off-gas method)
    - Used to compare calculated design estimates
    - Benchmark for future comparison
  - Miscellaneous
    - Minimum airflow for mixing vs. min. required for diffuser exercise
    - Diffuser spacing to allow for maintenance
    - Air purging system.
    - Periodic "flexing"



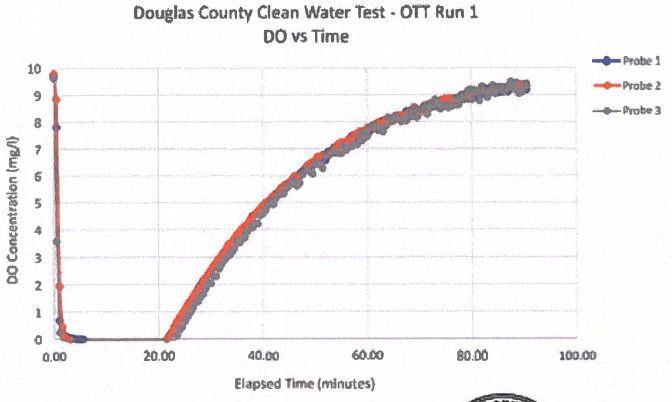

WATER IS ESSENTIAL SO ARE YOU

AC22 CONFERENCE AND EXPO APRIL 11-14, 2022

HDR CWEA

Design and Construction

- **Diffuser Installation pictures**







Design and Construction

- **Blowers Design Considerations**
  - Turndown
    - Account for the following
      - Minimum, average, and maximum air requirements based on flows and loads.
      - Check minimum mixing requirements
      - Achieve greatest efficiency over the widest range and at most common conditions expected.
  - Translated airflow rate to SCFM
    - Make sure manufacturer aware of environmental conditions
  - Discharge pressure
    - Coordinate with diffuser manufacturer
  - Air piping
    - Insulate accessible blower discharge piping (>200 deg F)
    - Limit PVC use below water line
    - Size to minimize noise
  - Factory Testing
    - PTC-13 wire-to-air performance test



  - Equipment Package
    - Consider grouping aeration equipment supply to one supplier.
      - Blowers, VFDs, thermal mass meters, modulating valves, master control panel, DO sensors.
      - Minimizes conflicts
      - Single source responsibility

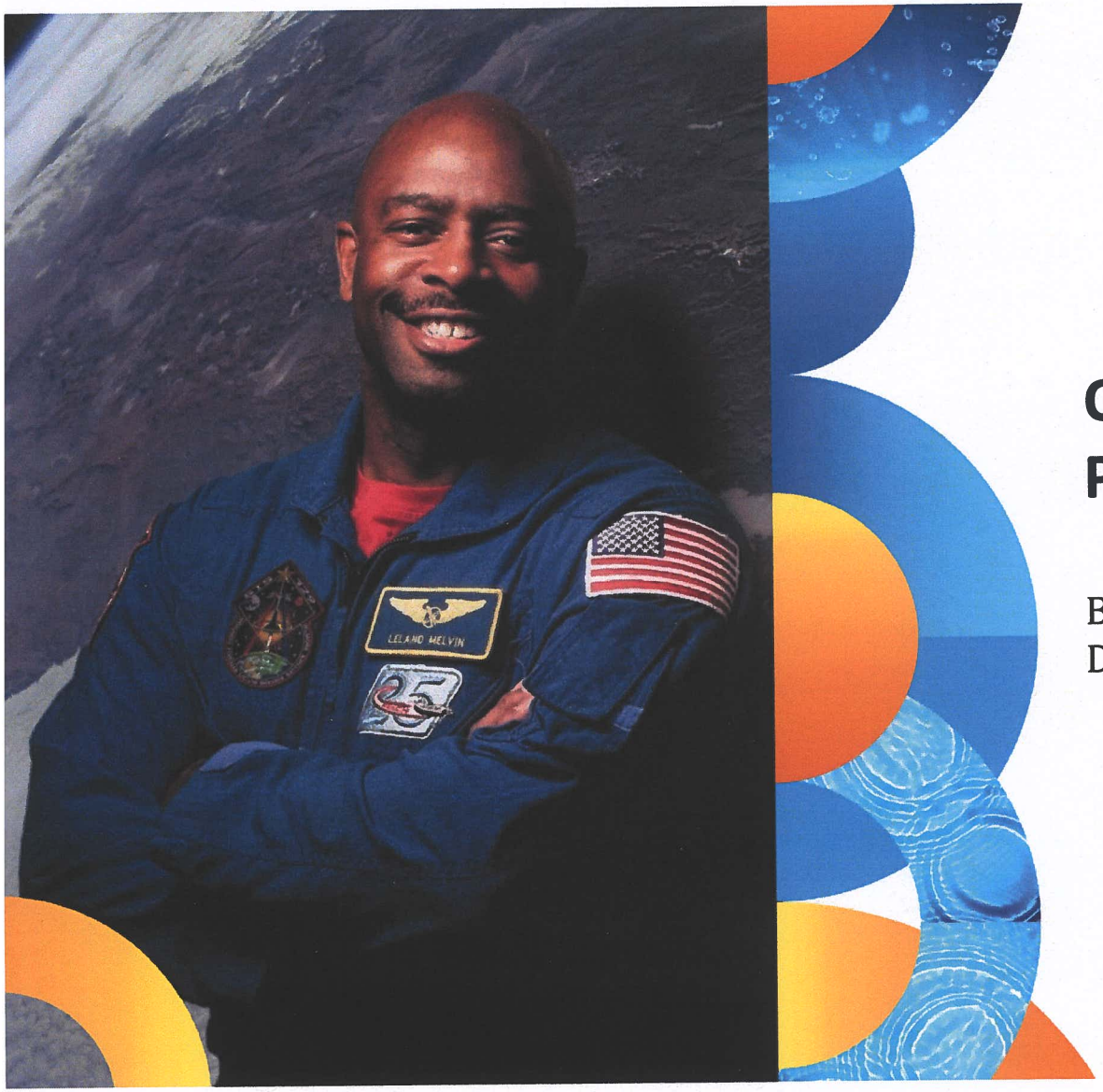

AC22 CONFERENCE
AND EXPO APRIL 11-14, 2022

WATER IS ESSENTIAL SO ARE You

Owner's Perspective & Project Review

By Rob Hopkins, General Manager,
DCLTSA

CWEA

Authority Facts

- Initially formed in the 1960's as a private / public joint venture by area businesses to support growth of the residential area and the Stateline Nevada Casino Core
- Currently provides sewer treatment services for the entire Nevada side of the southern Lake Tahoe Basin – Approximately 4,000 residential units and about 135 businesses



WATER IS ESSENTIAL SO ARE YOU

AC22 CONFERENCE
AND EXPO APRIL 11-14, 2022

DOUGLAS COUNTY LAKE TAHOE SEWER AUTHORITY

HDR CWEA

Authority Capital Planning

- Historically, Capital Projects funded on a "pay-as-you-go" (pay-go) basis, with a few major projects funded through U.S. Army Corps of Engineers grants combined with limited debt financing
- Pay-go funding tended to kick the can down the road on major capital projects
- Resulted in several major capital replacements needing to be addressed in the near term



Solving the "Needs vs. Funds" Puzzle

- In 2017, DCLTSA proposed an Annual Capital Assessment charge to Participating Districts w/5 year "Sunset"
- Bundled four large Capital Projects into one comprehensive Treatment Plant Improvements Project
- Pursued State Revolving Fund financing to spread the financial burden to include future rate-payers
- "Repurpose and Rehabilitate" existing infrastructure whenever possible
- Pursue Value Engineering and leverage in-house and General Contractor talent and expertise





WATER IS ESSENTIAL SO ARE YOU

AC22 CONFERENCE
AND EXPO APRIL 11-14, 2022

HDR CWEA

Leveraging Knowledge

- **Project utilized the "Construction Manager At Risk" (CMAR) design and build model**
  - CMAR process allowed DCLTSA to take maximum advantage of both the knowledge pool with the Design Engineer and the General Contractor
  - CMAR process allowed DCLTSA to remain involved during design and construction
  - CMAR process created a "Guaranteed Maximum Price" on the project
  - CMAR allowed inclusion of in-house talent as part of the Design Team



"Fast-tracking" the Project

- Developed the "Long Lead-Time" equipment purchase portion of the GMP process first to expedite the purchase and delivery of equipment with lead times greater than 6 months
- Scheduled major work during the "Shoulder-Seasons" when sewer flows were lowest and DCLTSA staff availability was highest



Measuring Project Success

- The Treatment Plant Improvements Project completed within budget
- Bundling the Capital Projects allowed DCLTSA to reduce project design, bidding, and construction mobilization / demobilization costs
- DCLTSA completed 10 years of Master Plan projects in just three years
- Using in-house talent to construct portions of the project saved significant funds



The "Unknown-Unknow



- Project would have been completed ahead of schedule, but work slow-downs and supply chain issues with the COVID-19 measures slowed this progress
- The CALDOR fire, and the mass evacuations and work stoppage at South Lake Tahoe ended up putting the project back a total of about 4 weeks
- DCLTSA was fortunate to avoid the current inflationary environment - Contractors may be legitimately wary of generating Guaranteed Maximum Pricing now

CONTACT HOUR INFORMATION

- All session attendance will now be tracked through badge scanning.
- To earn contact hours, your badge must be scanned upon entering the session room.
- The full session must be attended to receive contact hour(s).
- One (1) contact hour will be issued per 50 minute session attended.

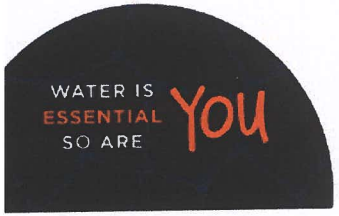

AC22 CONFERENCE
AND EXPO APRIL 11-14, 2022



HDR CWEA

Q&A

CWEA

PROTECTING CALIFORNIA'S MOST CRITICAL RESOURCE



WATER IS
ESSENTIAL
SO ARE
You





CWEA
PROTECTING CALIFORNIA'S MOST CRITICAL RESOURCE

Thank you

Rob Hopkins and Arashdeep Singh

arashdeep.singh@hdrinc.com
916.628.0106



PLEASE NOTE: It will take 2-3 weeks after the event for your contact hours to appear in your account.

CONTROLLER'S GENERAL STATUS REPORT

May 18, 2022

- At the end of March, operating expenses were 8.32% under budget.

- I submitted a draw on the State Revolving Fund (SRF) Loan for project expenses paid, and when it is reimbursed the loan balance will stand at $8,999,300. I will submit a draw for the final $700 when we pay the retention due to KG Walters. The Department of Labor must authorize that final payment to the contractor.

- **Investment Report**

The only change to investment accounts since the last Board meeting has been the addition of interest. The investment balance still stands at close to $12.8 million. Except for $735,000 which is invested in CD's, the rest of it is entirely liquid.

Claims and Check Register

The check register and wires since the last meeting are in the Board packet. If there are no questions, I will ask the Board Treasurer to sign them and return them to me for our records.

DOUGLAS COUNTY LAKE TAHOE SEWER AUTHORITY

MARCH 2021-2022 BUDGET VS. ACTUAL

	MARCH	Budgeted	Variance	Comments
Salaries	$ 881,443.49	$ 959,651.25	$ 78,207.76	
OT/Callback	$ 25,048.57	$ 14,394.75	$ (10,653.82)	Short staffed
Holiday	$ 10,860.71	$ 11,855.25	$ 994.54	10 Holidays of 11
NTD	$ -	$ -	$ -	
Longevity	$ 4,270.00	$ 4,270.00	$ -	
Stand-By Pay	$ 11,800.80	$ 11,973.00	$ 172.20	
Health Insurance	$ 223,315.31	$ 234,565.50	$ 11,250.19	
State Retirement (PERS)	$ 252,140.92	$ 290,014.50	$ 37,873.58	
SIIS (Workers Comp)	$ 15,597.00	$ 35,877.75	$ 20,280.75	Smaller Increase than Expected
Medicare Tax	$ 14,452.22	$ 14,515.50	$ 63.28	
Unemployment Insurance	$ 45.00	$ 17,940.00	$ 17,895.00	Annual EMRB Fee
Contract Svcs	$ -	$ -	$ -	
OPEB Expense	$ 21,645.84	$ 37,500.00	$ 15,854.16	Estimate
Salaries/Benefits	**$ 1,460,619.86**	**$ 1,632,557.50**	**$ 171,937.64**	
Electric Power	$ 178,527.61	$ 173,062.50	$ (5,465.11)	
Electric Power - BPS	$ 11,047.05	$ 8,250.00	$ (2,797.05)	
Electric Power - MPS	$ 47,661.39	$ 40,875.00	$ (6,786.39)	

MARCH 2021-2022 BUDGET VS. ACTUAL

	MARCH	Budgeted	Variance	Comments
Natural Gas	$ 7,883.41	$ 7,500.00	$ (383.41)	
Natural Gas - BPS	$ 1,079.67	$ 675.00	$ (404.67)	"
Natural Gas - MPS	$ 269.37	$ 273.75	$ 4.38	
Water	$ 9,347.49	$ 9,300.00	$ (47.49)	
Water - BPS	$ 2,989.61	$ 2,250.00	$ (739.61)	Under-budgeted
Water - MPS	$ 14,170.90	$ 7,575.00	$ (6,595.90)	"
Solid Waste Removal	$ 4,462.60	$ 3,491.25	$ (971.35)	More grit and rags w/new process
Utilities	**$ 277,439.10**	**$ 253,252.50**	**$ (24,186.60)**	
Chemicals	$ 53,059.23	$ 50,250.00	$ (2,809.23)	Extra chemicals for process change
Lab Supplies	$ 3,787.79	$ 2,062.50	$ (1,725.29)	Extra tests for process change
Supplies	$ -	$ -	$ -	
Chemicals/Supplies	**$ 56,847.02**	**$ 52,312.50**	**$ (4,534.52)**	
Legal Services	$ 15,458.50	$ 30,000.00	$ 14,541.50	
Accounting	$ 54,441.14	$ 41,512.50	$ (12,928.64)	Audit fees will smooth by year end
Legal/Accounting	**$ 69,899.64**	**$ 71,512.50**	**$ 1,612.86**	

MARCH 2021-2022 BUDGET VS. ACTUAL

	MARCH	Budgeted	Variance	Comments
Engineering	$ 42,299.00	$ 45,000.00	$ 2,701.00	
Engineering - BPS	$ -	$ -	$ -	
Engineering - MPS	$ -	$ -	$ -	
Engineering - In-District	$ -	$ -	$ -	
Consulting	$ 13,600.00	$ 25,500.00	$ 11,900.00	
Engineering/Consulting	**$ 55,899.00**	**$ 70,500.00**	**$ 14,601.00**	
Maintenance Export Line	$ 2,419.70	$ 14,625.00	$ 12,205.30	
Maintenance Collection System	$ 47,250.00	$ 52,875.00	$ 5,625.00	
Repairs Collection System	$ -	$ 1,125.00	$ 1,125.00	
Computer Maintenance/Supplies	$ 159.99	$ 3,750.00	$ 3,590.01	
Annual Software Licenses	$ 17,148.98	$ 18,375.00	$ 1,226.02	
SCADA Support	$ 22,027.60	$ 13,500.00	$ (8,527.60)	Modification to daily flow log
Repairs - Vehicles	$ 6,384.22	$ 7,537.50	$ 1,153.28	
Repairs - Mechanical	$ 28,235.18	$ 33,750.00	$ 5,514.82	
Repairs - Mechanical BPS	$ 2,102.70	$ 5,250.00	$ 3,147.30	
Repairs - Mechanical MPS	$ 354.07	$ 8,250.00	$ 7,895.93	
Emergency Repairs	$ -	$ -	$ -	

MARCH 2021-2022 BUDGET VS. ACTUAL

	MARCH	Budgeted	Variance	Comments
Repairs Bldg & Grounds	$ 2,785.98	$ 5,850.00	$ 3,064.02	
Repairs Bldg & Grounds - BPS	$ -	$ 750.00	$ 750.00	
Repairs Bldg & Grounds - MPS	$ -	$ -	$ -	
Repairs Heating	$ -	$ 618.75	$ 618.75	
Repairs Heating	$ -	$ 750.00	$ 750.00	
Repairs Heating	$ -	$ -	$ -	
Repairs Electrical	$ 4,944.06	$ 1,256.25	$ (3,687.81)	Upgrade project related works
Repairs Electrical	$ -	$ 750.00	$ 750.00	
Repairs Electrical	$ -	$ 375.00	$ 375.00	
Repairs Instruments	$ 8,766.00	$ 7,500.00	$ (1,266.00)	Smart Cover Annual Agreement
Equipment Rental	$ 1,772.18	$ 2,250.00	$ 477.82	
Maintenance Supplies	$ 10,228.37	$ 3,825.00	$ (6,403.37)	Cost of hardware material skyrocketed
Safety Equipment	$ 7,552.37	$ 6,000.00	$ (1,552.37)	
Odor Control System Maintenance	$ 54.92	$ 14,250.00	$ 14,195.08	
Repairs/Maintenance	**$ 162,186.32**	**$ 203,212.50**	**$ 41,026.18**	
Casualty Insurance	$ 65,580.21	$ 75,600.00	$ 10,019.79	Smaller Increase than expected
Pollution Liability Insurance	$ -	$ -	$ -	
Insurance	**$ 65,580.21**	**$ 75,600.00**	**$ 10,019.79**	

MARCH 2021-2022 BUDGET VS. ACTUAL

	MARCH	Budgeted	Variance	Comments
Telephone	$ 14,147.99	$ 15,375.00	$ 1,227.01	
Telephone	$ 308.07	$ 862.50	$ 554.43	
Telephone	$ -	$ -	$ -	
Small Tools & Equipment	$ 7,801.46	$ 6,018.75	$ (1,782.71)	In-House Projects
Laundry and Linen	$ 2,300.57	$ 2,625.00	$ 324.43	
Forest Svc. Fee	$ 1,234.32	$ 500.00	$ (734.32)	3 year fee
Training, Dues & Subscriptions	$ 1,499.00	$ 3,750.00	$ 2,251.00	
Office Expenses	$ 6,270.54	$ 9,000.00	$ 2,729.46	
Travel	$ -	$ -	$ -	
Sample Testing	$ 44,509.00	$ 34,293.75	$ (10,215.25)	More testing for new process
Operating Lease	$ -	$ -	$ -	
Biosolids Disposal	$ 38,685.07	$ 42,487.50	$ 3,802.43	
Underground Service Alert	$ 397.26	$ 375.00	$ (22.26)	Ann. Membership Fee
Permit Fees	$ 9,579.92	$ 9,937.50	$ 357.58	Most Paid at Beginning of Year
Misc Exp and Bank Fees	$ 6,295.07	$ 8,025.00	$ 1,729.93	
Other Operating Expenses	**$ 133,028.27**	**$ 133,250.00**	**$ 221.73**	

MARCH 2021-2022 BUDGET VS. ACTUAL

	MARCH	Budgeted	Variance	Comments
Fuels and Lubricants	$ 19,168.59	$ 17,145.00	$ (2,023.59)	Increased gas prices
Fuels & Lubricants	**$ 19,168.59**	**$ 17,145.00**	**$ (2,023.59)**	
Total Operating Expenses Thru MARCH	**$ 2,300,668.01**	**$ 2,509,342.50**	**$ 208,674.49**	
			8.32%	

Douglas County Lake Tahoe Sewer Auth.

AP Check Register (Current by Bank)

Check Dates: 4/20/2022 to 5/18/2022

Check No.	Date	Status*	Vendor ID	Payee Name	Amount
BANK ID: WFCHK - WELLS FARGO CHECKING					**101.1000**
10966	04/21/22	P	ABBA	ABBA PUMP PARTS & SVC	$7,870.00
10967	04/21/22	P	AL01	ALLISON, MACKENZIE, Pavlakis	$2,070.00
10968	04/21/22	P	AX10	AXELSON IRON SHOP, INC.	$675.00
10969	04/21/22	P	BE15	BENTLY FAMILY LTD PARTNERSHIP	$228.90
10970	04/21/22	P	CLA	Griswold Industries	$4,644.20
10971	04/21/22	P	CODALE	CODALE ELECTRIC SUPPLY	$1,197.06
10972	04/21/22	P	HDR01	HDR, ENGINEERING, INC.	$10,610.28
10973	04/21/22	P	SIERRA	DBA SIERRA OFFICE SOLUTIONS	$2.70
10974	04/21/22	P	KI11	KINGSBURY GENERAL IMP. DIST.	$1,154.33
10975	04/21/22	P	LA12	LAWSON PRODUCTS, INC.	$58.48
10976	04/21/22	P	PARODI	MASON PARODI	$159.00
10977	04/21/22	P	GUT	MIKE GUTIERREZ	$209.00
10978	04/21/22	P	OREILL	O'REILLY AUTOMOTIVE, INC.	$383.87
10979	04/21/22	P	OLIN	OLIN CORP - CHLOR ALKALI	$6,663.73
10980	04/21/22	P	SO10	SOUTH TAHOE REFUSE, INC.	$457.94
10981	04/21/22	P	SO13	SOUTHWEST GAS CORP.	$1,139.85
10982	04/21/22	P	NE42	STATE OF NV. P.E.B.P.	$1,386.40
10983	04/21/22	P	SU13	SUMMIT PLUMBING CO., LLC	$9,574.70
10984	04/21/22	P	TELED	TELEDYNE INSTRUMENTS, INC.	$558.00
10985	04/21/22	P	US12	USABLUEBOOK	$662.14
10986	04/21/22	P	WE10	WEDCO INC.	$1,987.66
10987	04/21/22	P	WF01	WELLS FARGO	$2,038.54
10988	04/21/22	P	WE12	Western Envir. Testing Lab	$442.00
10989	04/21/22	P	WE18	WESTERN NEVADA SUPPLY CO.	$1,286.53
10990	05/11/22	P	AL17	ALHAMBRA	$163.45
10991	05/11/22	P	AL01	ALLISON MACKENZIE, Ltd.	$6,300.00
10992	05/11/22	P	BE15	BENTLY FAMILY LTD PARTNERSHIP	$864.50
10993	05/11/22	P	CA12	CARSON VALLEY OIL CO., INC.	$1,349.02
10994	05/11/22	P	CH15	CHARTER COMMUNICATIONS	$499.90
10995	05/11/22	P	CODALE	CODALE ELECTRIC SUPPLY	$1,324.76
10996	05/11/22	P	DTS	DIGITAL TECHNOLOGY SOLUTIONS	$265.50
10997	05/11/22	P	GI20	DOUGLAS GIBSON	$276.87
10998	05/11/22	P	ENERSP	ENERSPECT MEDICAL SOLUTIONS,	$207.02
10999	05/11/22	P	FASTEN	FASTENAL COMPANY	$144.71
11000	05/11/22	P	FR01	FRONTIER	$153.85
11001	05/11/22	P	GR13	GRAINGER	$41.78
11002	05/11/22	P	HDR01	HDR, ENGINEERING, INC.	$6,926.00
11003	05/11/22	P	RE383	HECTOR & JACKIE REYES	$273.00
11004	05/11/22	P	HOMETO	HOMETOWN HEALTH	$17,682.63
11005	05/11/22	P	SIERRA	DBA SIERRA OFFICE SOLUTIONS	$84.64
11006	05/11/22	P	INTEGR	INTEGRITY LOCKSMITH	$276.92
11007	05/11/22	P	BOU11	BOULDER EXTERMINATORS, INC	$150.00
11008	05/11/22	P	IKE01	KELVIN IKEHARA	$361.82
11009	05/11/22	P	KI11	KINGSBURY GENERAL IMP. DIST.	$1,090.39
11010	05/11/22	P	KI12	KINGSBURY HARDWARE	$6.58
11011	05/11/22	P	LES-SL	LES SCHWAB TIRES	$1,154.68
11012	05/11/22	P	LIBERT	LIBERTY UTILITIES	$78.22
11013	05/11/22	P	MACLEO	MACLEOD WATTS INC.	$6,500.00
11014	05/11/22	P	AGUILA	MANNY AGUILAR	$170.10
11015	05/11/22	P	MORAN	MARK MORAN	$150.00
11016	05/11/22	P	MET11	METLIFE - GROUP BENEFITS	$2,124.01
11017	05/11/22	P	LA11	NAPA AUTO PARTS	$177.99
11018	05/11/22	P	NE222	NDEP-BWPC	$7,658.00
11019	05/11/22	P	NE49	NEVADA NEWS GROUP	$331.31
11020	05/11/22	P	NE39	NEVADA SEAL & PUMP	$7,626.09
11021	05/11/22	P	NV01	NV ENERGY	$26,215.11

*** Check Status Types: "P" - Printed ; "M" - Manual ; "V" - Void (Void Date); "A" - Application; "E" - EFT**
**** Denotes broken check sequence.**

Douglas County Lake Tahoe Sewer Auth.

AP Check Register (Current by Bank)

Check Dates: 4/20/2022 to 5/18/2022

Check No.	Date	Status*	Vendor ID	Payee Name	Amount
11022	05/11/22	P	EA13	PAULA EAST-JANICKI	$857.24
11023	05/11/22	P	PDMSTE	PDM STEEL SVC. CENTERS, INC.	$2,212.66
11024	05/11/22	P	POL10	POLYDYNE INC.	$6,440.00
11025	05/11/22	P	AN12	R.O. ANDERSON ENGINEERING, INC	$8,056.25
11026	05/11/22	P	VAN1	RICK VAN HORN	$264.21
11027	05/11/22	P	RO12	ROUND HILL GENERAL IMP. DIST.	$383.40
11028	05/11/22	P	ST09	STANDARD INSURANCE COMPANY	$588.97
11029	05/11/22	P	NE42	STATE OF NV. P.E.B.P.	$1,386.40
11030	05/11/22	P	AB01	SUMMIT FIRE & SECURITY	$497.00
11031	05/11/22	P	TA01	TAHOE BASIN CONTAINER SVC.,INC	$2,522.50
11032	05/11/22	P	US12	USABLUEBOOK	$438.03
11033	05/11/22	P	VER	VERIZON	$316.28
11034	05/11/22	P	VI12	VISION SERVICE PLAN - (AT)	$302.86
11035	05/11/22	P	WE10	WEDCO INC.	$646.52
11036	05/11/22	P	WF01	WELLS FARGO	$2,151.37
11037	05/11/22	P	WE12	Western Envir. Testing Lab	$1,838.00
11038	05/11/22	P	WE18	WESTERN NEVADA SUPPLY CO.	$230.16
11039	05/11/22	P	WORKS	WORKSMART AUTOMATION, INC.	$310.00
				BANK WFCHK REGISTER TOTAL:	**$175,531.01**
				GRAND TOTAL :	**$175,531.01**

*** Check Status Types: "P" - Printed ; "M" - Manual ; "V" - Void (Void Date); "A" - Application; "E" - EFT**
**** Denotes broken check sequence.**

Douglas County Lake Tahoe Sewer Auth.

GL Entry Report - Batch Order

Year: All / Date: 4/20/2022 - 5/18/2022

Entry #	Date	Document	Job	Account	Description	Debits	Credits	Balance
BATCH: 7688	**JOURNAL: B**	**STATUS: Posted**	**PERIOD: 2022 - 11**	**CREATED: 04/27/22 by YHJ**				
138901	05/13/22			414.1100	APRIL PERS CONTRIBS	$12,414.85	$0.00	$12,414.85
138902	05/13/22			415.1100	APRIL PERS CONTRIBS	$12,414.85	$0.00	$24,829.70
138903	05/13/22			101.1000	APRIL PERS CONTRIBS	$0.00	$24,829.70	$0.00
					BATCH 7,688 TOTALS:	**$24,829.70**	**$24,829.70**	**$0.00**
BATCH: 7692	**JOURNAL: B**	**STATUS: Posted**	**PERIOD: 2022 - 10**	**CREATED: 04/28/22 by YHJ**				
138926	04/20/22			417.1100	Q3 FY21-22 WORKERS' COMP	$5,199.00	$0.00	$5,199.00
138927	04/20/22			101.1000	Q3 FY21-22 WORKERS' COMP	$0.00	$5,199.00	$0.00
					BATCH 7,692 TOTALS:	**$5,199.00**	**$5,199.00**	**$0.00**
					TOTAL OF ALL JOURNAL(S):	**$30,028.70**	**$30,028.70**	